



SZABO SCANDIC

Part of Europa Biosite

Produktinformation



Forschungsprodukte & Biochemikalien



Zellkultur & Verbrauchsmaterial



Diagnostik & molekulare Diagnostik



Laborgeräte & Service

Weitere Information auf den folgenden Seiten!
See the following pages for more information!



Lieferung & Zahlungsart

siehe unsere [Liefer- und Versandbedingungen](#)

Zuschläge

- Mindermengenzuschlag
- Trockeneiszuschlag
- Gefahrgutzuschlag
- Expressversand

SZABO-SCANDIC HandelsgmbH

Quellenstraße 110, A-1100 Wien

T. +43(0)1 489 3961-0

F. +43(0)1 489 3961-7

mail@szabo-scandic.com

www.szabo-scandic.com

[linkedin.com/company/szaboscandic](https://www.linkedin.com/company/szaboscandic) 

SORBS3 purified MaxPab mouse polyclonal antibody (B01P) MaxPab®

Catalog # : H00010174-B01P

規格 : [50 ug]

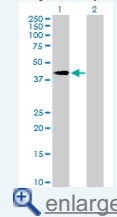
[List All](#)

Specification

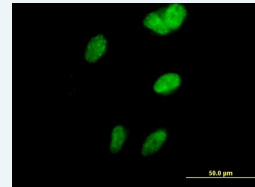
Product Description:	Mouse polyclonal antibody raised against a full-length human SORBS3 protein.
Immunogen:	SORBS3 (NP_001018003.1, 1 a.a. ~ 329 a.a) full-length human protein.
Sequence:	MADGGSPFLGRRDFVYPSSTRDPSASNGGGSPARREEKKRKAARLKF DFQAQSPKELTLQKGDIVYIHKEVDKNWLEGEHHGRLGIFPANYVEVLP A DEIPKPIKPPTYQVLEYGEAVAQYTFKGDLEVELSFRKGEHICLIRKVNEN WYEGRITGTGRQGIFPASYVQVSREPRLRLCDDGPQLPTSPRLTAAAR SARHPSSPSALRSPADPIDLGGQTSRRTGFSFPTQEPRPQTQNLGTP GPALSHSRGSPHPLDLGTSSPNTSQIHWTOPYRAMYQYRPQNEDELELRE GDRVDVMQQCDDGWVFGVSRRTQKFGTFPGNYVAPV
Host:	Mouse
Reactivity:	Human
Quality Control Testing:	Antibody reactive against mammalian transfected lysate.
Storage Buffer:	In 1x PBS, pH 7.4
Storage Instruction:	Store at -20°C or lower. Aliquot to avoid repeated freezing and thawing.
MSDS:	Download
Datasheet:	Download

Application Image

Western Blot (Transfected lysate)

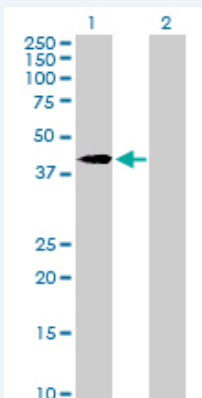


Immunofluorescence



Applications

Western Blot (Transfected lysate)



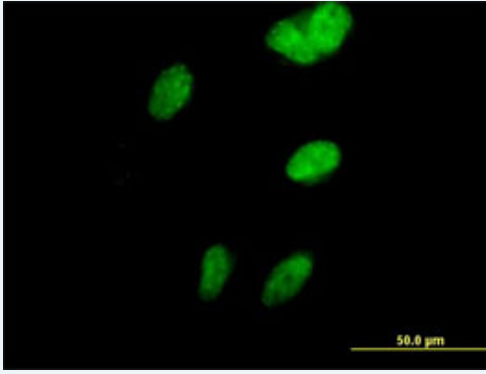
Western Blot analysis of SORBS3 expression in transfected 293T cell line (H00010174-T01) by SORBS3 MaxPab polyclonal antibody.

Lane 1: SORBS3 transfected lysate(36.19 KDa).

Lane 2: Non-transfected lysate.


[Protocol Download](#)

Immunofluorescence



[enlarge this image](#)

Immunofluorescence of purified MaxPab antibody to SORBS3 on HeLa cell. [antibody concentration 10 ug/ml]

 [Protocol Download](#)

Gene Information

Entrez GeneID: [10174](#)

GeneBank Accession#: [NM_001018003.1](#)

Protein Accession#: [NP_001018003.1](#)

Gene Name: SORBS3

Gene Alias: SCAM-1, SCAM1, SH3D4, VINEXIN

Gene Description: sorbin and SH3 domain containing 3

Omim ID: [610795](#)

Gene Ontology: [Hyperlink](#)

Gene Summary: The SORBS3 gene encodes 2 isoforms vinexin-alpha and -beta that are vinculin (VCL; MIM 193065)-binding cytoskeletal proteins involved in focal adhesion and cell-cell adhesion (Kioka et al., 1999 [PubMed 9885244]). [supplied by OMIM]

Other Designations: vinexin beta (SH3-containing adaptor molecule-1)

[服務條款](#) | [隱私權政策](#) | [著作及商標](#) | [網站地圖](#)

©2016 亞諾法生技股份有限公司 Abnova Corporation. 版權所有.