



SZABO SCANDIC

Part of Europa Biosite

Produktinformation



Forschungsprodukte & Biochemikalien



Zellkultur & Verbrauchsmaterial



Diagnostik & molekulare Diagnostik



Laborgeräte & Service

Weitere Information auf den folgenden Seiten!
See the following pages for more information!



Lieferung & Zahlungsart

siehe unsere [Liefer- und Versandbedingungen](#)

Zuschläge

- Mindermengenzuschlag
- Trockeneiszuschlag
- Gefahrgutzuschlag
- Expressversand

SZABO-SCANDIC HandelsgmbH

Quellenstraße 110, A-1100 Wien

T. +43(0)1 489 3961-0

F. +43(0)1 489 3961-7

mail@szabo-scandic.com

www.szabo-scandic.com

[linkedin.com/company/szaboscandic](https://www.linkedin.com/company/szaboscandic) 

ODZ1 monoclonal antibody (M01), clone 3G8

Catalog # : H00010178-M01

規格 : [100 ug]

[List All](#)

Specification

Product Description: Mouse monoclonal antibody raised against a partial recombinant ODZ1.

Immunogen: ODZ1 (NP_055068, 2616 a.a. ~ 2725 a.a) partial recombinant protein with GST tag. MW of the GST tag alone is 26 KDa.

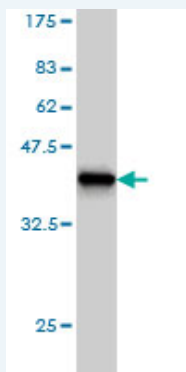
Sequence: TRRFADIQLQHGLCFNIRYGTVEEEKNHVLEIARQRAVAQAWTKEQR
RLQEGEEGIRAWTEGEKQQLLSTGRVQGYDGYFVLSVEQYLELSDSAN
NIHFMRQSEIGRR

Host: Mouse

Reactivity: Human

Isotype: IgG1 Kappa

Quality Control Testing: Antibody Reactive Against Recombinant Protein.



Western Blot detection against Immunogen (37.84 KDa) .

Storage Buffer: In 1x PBS, pH 7.4

Storage Instruction: Store at -20°C or lower. Aliquot to avoid repeated freezing and thawing.

MSDS: [Download](#)

Datasheet: [Download](#)

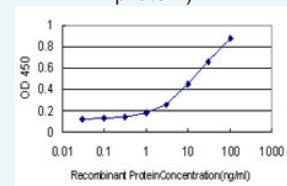
Publication Reference

- C-terminal region of teneurin-1 co-localizes with the dystroglycan complex in adult mouse testes and regulates testicular size and testosterone production.
Chand D, Colacci M, Dixon K, Kollara A, Brown TJ, Lovejoy DA. *Histochem Cell Biol.* 2013 Oct 24.
- C-terminal processing of the teneurin proteins: Independent actions of a teneurin C-terminal associated peptide in hippocampal cells.
Chand D, Casatti CA, de Lannoy L, Song L, Kollara A, Barsyte-Lovejoy D, Brown TJ, Lovejoy DA. *Mol Cell Neurosci.* 2012 Sep 28. pii: S1044-7431(12)00182-0. doi: 10.1016/j.mcn.2012.09.006.

Application Image

Western Blot (Recombinant protein)

Sandwich ELISA (Recombinant protein)



[enlarge](#)

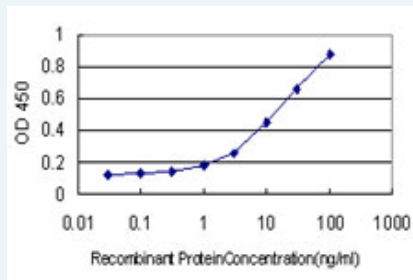
ELISA

Applications

Western Blot (Recombinant protein)

 [Protocol Download](#)

Sandwich ELISA (Recombinant protein)



Detection limit for recombinant GST tagged ODZ1 is approximately 1ng/ml as a capture antibody.

 [Protocol Download](#)

ELISA

Gene Information

Entrez GeneID: [10178](#)

GeneBank [NM_014253](#)

Accession#:

Protein [NP_055068](#)

Accession#:

Gene Name: ODZ1

Gene Alias: ODZ3, TEN-M1, TNM, TNM1

Gene odz, odd Oz/ten-m homolog 1(Drosophila)

Description:

Omim ID: [300588](#)

Gene Ontology: [Hyperlink](#)

Gene Summary: The protein encoded by this gene belongs to the tenascin family and teneurin subfamily. It is expressed in the neurons and may function as a cellular signal transducer. Several alternatively spliced transcript variants encoding different isoforms have been found for this gene. [provided by RefSeq]

Other Designations: OTTHUMP00000024333, OTTHUMP000000062724, odz (odd Oz/ten-m, Drosophila) homolog 1, odz (odd Oz/ten-m, Drosophila) homolog 3, odz, odd Oz/ten-m homolog 1, tenascin M, teneurin-1

[服務條款](#) | [隱私權政策](#) | [著作及商標](#) | [網站地圖](#)

©2016 亞諾法生技股份有限公司 Abnova Corporation. 版權所有.