



SZABO SCANDIC

Part of Europa Biosite

Produktinformation



Forschungsprodukte & Biochemikalien



Zellkultur & Verbrauchsmaterial



Diagnostik & molekulare Diagnostik



Laborgeräte & Service

Weitere Information auf den folgenden Seiten!
See the following pages for more information!



Lieferung & Zahlungsart

siehe unsere [Liefer- und Versandbedingungen](#)

Zuschläge

- Mindermengenzuschlag
- Trockeneiszuschlag
- Gefahrgutzuschlag
- Expressversand

SZABO-SCANDIC HandelsgmbH

Quellenstraße 110, A-1100 Wien

T. +43(0)1 489 3961-0

F. +43(0)1 489 3961-7

mail@szabo-scandic.com

www.szabo-scandic.com

[linkedin.com/company/szaboscandic](https://www.linkedin.com/company/szaboscandic) 



RBM5 purified MaxPab rabbit polyclonal antibody (D01P) MaxPab®

Catalog # : H00010181-D01P

規格 : [100 ug]

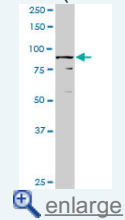
List All

Specification


| | |
|---------------------------------|---|
| Product Description: | Rabbit polyclonal antibody raised against a full-length human RBM5 protein. |
| Immunogen: | RBM5 (AAH02957.1, 1 a.a. ~ 546 a.a) full-length human protein. |
| Sequence: | MGSDKRVSRTERSGRYGSIIDRRDRERESRSRRRDSYKRSSDDRRG DRYDDYRDYDSPERERERRNSDRSEGDYHSDGDYGEHDYRHDISDERE SKTIMLRGLPITITESDIREMMESFEGPQPADVRLMKRKTGVSRGFAFVE FYHLQDATSWMEANQKKLVIQGKHIAMHYSNRPKFDWLCNKCLNMF RKRLKCFRCGADKFDSEQEVPPGTTESVQSVDDYCDTIILRNIAPTHVVD SMTALSPYASLAVNNIRLIKDKQTQQNRGFAFVQLSSAMDASQLLQILQS LHPPLKIDGKTIQVDFAKSARKDLVLDGNGRVSAFVASTAIAAAQWSST QSQSGEGGSVDYSYLQPGQDGYAQYQYQDYQQFYQQQAGGLESD ASSASGTAVTTTSAAVSQSPQLYNQTSNPPGSPTEEAQPSTSTSTQAP AASPTGVVPGTKYAVPDTSTYQYDESSGYDDPTTGLYYDPNSQYYYN SLTQQYLYWDGEKETYVPAESSHQSQGLPPAKEGKEKKEKPKSKTA QQIAKDMER |
| Host: | Rabbit |
| Reactivity: | Human, Mouse |
| Quality Control Testing: | Antibody reactive against mammalian transfected lysate. |
| Storage Buffer: | In 1x PBS, pH 7.4 |
| Storage Instruction: | Store at -20°C or lower. Aliquot to avoid repeated freezing and thawing. |
| MSDS: |  Download |
| Datasheet: |  Download |

Application Image

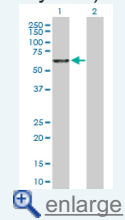
Western Blot (Tissue lysate)



Western Blot (Tissue lysate)

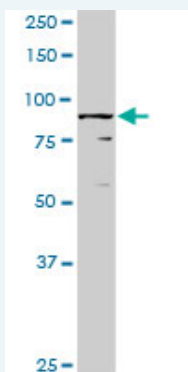


Western Blot (Transfected lysate)



Applications

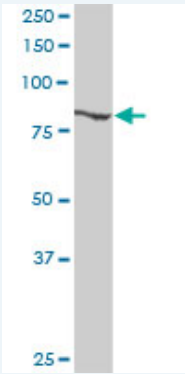
Western Blot (Tissue lysate)




RBM5 MaxPab rabbit polyclonal antibody. Western Blot analysis of RBM5 expression in human placenta.

 [Protocol Download](#)

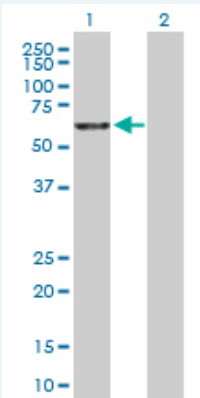
Western Blot (Tissue lysate)



RBM5 MaxPab rabbit polyclonal antibody. Western Blot analysis of RBM5 expression in mouse kidney.

 [Protocol Download](#)

Western Blot (Transfected lysate)



Western Blot analysis of RBM5 expression in transfected 293T cell line ([H00010181-T03](#)) by RBM5 MaxPab polyclonal antibody.

Lane 1: RBM5 transfected lysate(61.50 KDa).

Lane 2: Non-transfected lysate.

 [Protocol Download](#)

Gene Information

Entrez GeneID: [10181](#)

GeneBank [BC002957](#)

Accession#:

Protein [AAH02957.1](#)

Accession#:

Gene Name: RBM5

Gene Alias: FLJ39876,G15,H37,LUCA15,RMB5

Gene Description: RNA binding motif protein 5

Description:

Omim ID: [606884](#)

Gene Ontology: [Hyperlink](#)

Other Designations: -

Designations:

