



SZABO SCANDIC

Part of Europa Biosite

Produktinformation



Forschungsprodukte & Biochemikalien



Zellkultur & Verbrauchsmaterial



Diagnostik & molekulare Diagnostik



Laborgeräte & Service

Weitere Information auf den folgenden Seiten!
See the following pages for more information!



Lieferung & Zahlungsart

siehe unsere [Liefer- und Versandbedingungen](#)

Zuschläge

- Mindermengenzuschlag
- Trockeneiszuschlag
- Gefahrgutzuschlag
- Expressversand

SZABO-SCANDIC HandelsgmbH

Quellenstraße 110, A-1100 Wien

T. +43(0)1 489 3961-0

F. +43(0)1 489 3961-7

mail@szabo-scandic.com

www.szabo-scandic.com

[linkedin.com/company/szaboscandic](https://www.linkedin.com/company/szaboscandic) 



TXNDC9 purified MaxPab mouse polyclonal antibody (B01P) MaxPab®

Catalog # : H00010190-B01P

規格 : [50 ug]


[List All](#)


Specification

Product Description:	Mouse polyclonal antibody raised against a full-length human TXNDC9 protein.
Immunogen:	TXNDC9 (AAH24223, 1 a.a. ~ 188 a.a) full-length human protein.
Sequence:	MEADASVDMFSKVLQHLLQTTKLVVEEHLDSIQKLDQMDDELELRLKE KRLQALRKAQQKQEWLSKGGHGEYREIPSERDFQEVKESENVVCHFY RDSTFRCKILDRHLAILSKKHLETKFLKLNVEKAPFLCERLHIKVIPTLALLK DGKTQDYVVGFTDLGNTDDFTTETLEWRLGSSDILNYR
Host:	Mouse
Reactivity:	Human
Quality Control Testing:	Antibody reactive against mammalian transfected lysate.
Storage Buffer:	In 1x PBS, pH 7.4
Storage Instruction:	Store at -20°C or lower. Aliquot to avoid repeated freezing and thawing.
MSDS:	 Download
Datasheet:	 Download

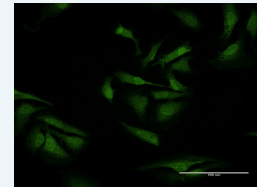
Application Image


Western Blot (Transfected lysate)



 [enlarge](#)


Immunofluorescence



 [enlarge](#)

Applications

Western Blot (Transfected lysate)

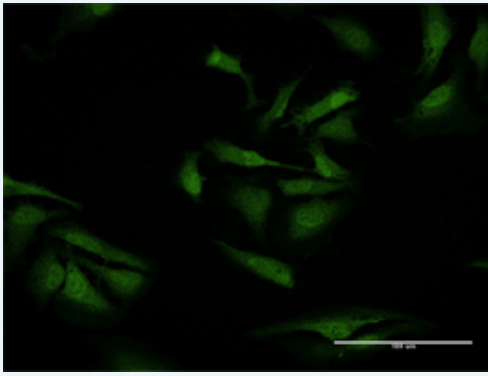



Western Blot analysis of TXNDC9 expression in transfected 293T cell line ([H00010190-T01](#)) by TXNDC9 MaxPab polyclonal antibody.

Lane 1: TXNDC9 transfected lysate(20.68 kDa).
Lane 2: Non-transfected lysate.

 [Protocol Download](#)

Immunofluorescence



 [enlarge this image](#)

Immunofluorescence of purified MaxPab antibody to TXNDC9 on HeLa cell. [antibody concentration 10 ug/ml]

 [Protocol Download](#)

Gene Information

Entrez GeneID: [10190](#)

**GeneBank
Accession#:** [BC024223](#)

**Protein
Accession#:** [AAH24223](#)

Gene Name: TXNDC9

Gene Alias: APACD

**Gene
Description:** thioredoxin domain containing 9

Gene Ontology: [Hyperlink](#)

Gene Summary: The protein encoded by this gene is a member of the thioredoxin family. The exact function of this protein is not known but it is associated with cell differentiation. [provided by RefSeq]

**Other
Designations:** ATP binding protein associated with cell differentiation,protein 1-4

[服務條款](#) | [隱私權政策](#) | [著作及商標](#) | [網站地圖](#)

©2016 亞諾法生技股份有限公司 Abnova Corporation. 版權所有.