



# SZABO SCANDIC

Part of Europa Biosite

## Produktinformation



Forschungsprodukte & Biochemikalien



Zellkultur & Verbrauchsmaterial



Diagnostik & molekulare Diagnostik



Laborgeräte & Service

Weitere Information auf den folgenden Seiten!  
See the following pages for more information!



### Lieferung & Zahlungsart

siehe unsere [Liefer- und Versandbedingungen](#)

### Zuschläge

- Mindermengenzuschlag
- Trockeneiszuschlag
- Gefahrgutzuschlag
- Expressversand

### SZABO-SCANDIC HandelsgmbH

Quellenstraße 110, A-1100 Wien

T. +43(0)1 489 3961-0

F. +43(0)1 489 3961-7

[mail@szabo-scandic.com](mailto:mail@szabo-scandic.com)

[www.szabo-scandic.com](http://www.szabo-scandic.com)

[linkedin.com/company/szaboscandic](https://www.linkedin.com/company/szaboscandic) 

## TSHZ1 purified MaxPab mouse polyclonal antibody (B01P) MaxPab®

Catalog # : H00010194-B01P

規格 : [ 50 ug ]

[List All](#)

### Specification

**Product Description:** Mouse polyclonal antibody raised against a full-length human TSHZ1 protein.

**Immunogen:** TSHZ1 (AAI56589.1, 1 a.a. ~ 1032 a.a) full-length human protein.

**Sequence:**  
 MCNEETEIKEAQSYQNSPVSSATNQDAGYGSFSESSDQLAHFKGSSS  
 REEKEDPQCPDSVSYQDLSLAQIKAVYANLFSSEWCSSLALDLKKSST  
 TSTNDASQKESAPTPTPTCPVSTTGPTTSTPSTSCSSSTSHSSTTST  
 SSSSGYDWHQAALAKTLQQTSSYGLLPEPSLFTVQLYRQNNKLYGSV  
 FTGASKFRCKDCSAAAYDTLVELTVHMMNETGHYRDDNRDKDSEKTRWS  
 KPRKRSLMEMEGKEDAQKVLKCMYCGHSFESLQDLSVHMIKTKHYQKV  
 PLKEPVPAITKLVPTKKRALQDLAPPCSPEPAGMAAEVALSESAKDQKA  
 ANPYVTPNNRYGYQNGASYTWQFEARKAQILKMECGSSHDTLQQLTA  
 HMMVTGFHLKVTTSASKKKGKQLVLDPVVEEKIQSIPLPPTHTRLPASSIK  
 KQPDSPAGSTTSEEKKEPEKEKPPVAGDAEKIKEESEDSELEKFEPSTLYP  
 YLREEDLDDSPKGGDLKLSLENTVSTAISKAQNGAPSWGGSYPSIHAAYQ  
 LPGTVKPLPAAVQSVQVQPSYAGGVKSLSSAEHNALLHSPGSLTPPPHK  
 SNVSAMEELVEKVTGKVNKKEERPPEKEKSSLAKAASPIAKENKDFPKTE  
 EVSGKPQKKGPEAETGKAKKEGPLDVHTPNGTEPLKAKVTNGCNLGI  
 MDHSPEPSFINPLSALQSIMNTHLGK/SKPVSPSLDPLAMLYKISNSMLDK  
 PVYPATPVKQADAIDRYYYENSQPIDLTKSKNKPLVSSVADSVASPLRE  
 SALMDISDMVKNLTGRLTPKSSTPSTVSEKSDADGSSFEALDELSPVHK  
 RKGRQSNWNPQHLLILQAQFASSLRETTEGKYIMSDLGPQERVHISKFT  
 GLSMTTISHWLANVKYQLRRTGGTKFLKNLDTGHPVFFCNDCASQFRT  
 ASTYISHLETHLGFSLKDLKSLPLNQIQEQNVSKVLTNKTLGPLGATEED  
 LGSTFQCKLCNRTFASKHAVKHLHLSKTHGKSPEDHLIYVTELEKQ

**Host:** Mouse

**Reactivity:** Human

**Quality Control Testing:** Antibody reactive against mammalian transfected lysate.

**Storage Buffer:** In 1x PBS, pH 7.4


**Storage Instruction:** Store at -20°C or lower. Aliquot to avoid repeated freezing and thawing.

**MSDS:** [Download](#)

**Datasheet:** [Download](#)


### Application Image

Western Blot (Transfected lysate)




### Applications

Western Blot (Transfected lysate)



Western Blot analysis of TSHZ1 expression in transfected 293T cell line ([H00010194-T01](#)) by TSHZ1 MaxPab polyclonal antibody.

Lane 1: TSHZ1 transfected lysate(113.52 KDa).  
Lane 2: Non-transfected lysate.

 [Protocol Download](#)

### Gene Information

**Entrez GeneID:** [10194](#)

**GeneBank Accession#:** [BC156588.1](#)

**Protein Accession#:** [AAI56589.1](#)

**Gene Name:** TSHZ1

**Gene Alias:** NY-CO-33,SDCCAG33,TSH1

**Gene Description:** [teashirt zinc finger homeobox 1](#)

**Gene Ontology:** [Hyperlink](#)

**Gene Summary:** This gene encodes a colon cancer antigen that was defined by serological analysis of recombinant cDNA expression libraries. The encoded protein is a member of the teashirt C2H2-type zinc-finger protein family and may be involved in transcriptional regulation of developmental processes. [provided by RefSeq]

**Other Designations:** [serologically defined colon cancer antigen 33,teashirt family zinc finger 1](#)

### Related Disease

[Tobacco Use Disorder](#)