



SZABO SCANDIC

Part of Europa Biosite

Produktinformation



Forschungsprodukte & Biochemikalien



Zellkultur & Verbrauchsmaterial



Diagnostik & molekulare Diagnostik



Laborgeräte & Service

Weitere Information auf den folgenden Seiten!
See the following pages for more information!



Lieferung & Zahlungsart

siehe unsere [Liefer- und Versandbedingungen](#)

Zuschläge

- Mindermengenzuschlag
- Trockeneiszuschlag
- Gefahrgutzuschlag
- Expressversand

SZABO-SCANDIC HandelsgmbH

Quellenstraße 110, A-1100 Wien

T. +43(0)1 489 3961-0

F. +43(0)1 489 3961-7

mail@szabo-scandic.com

www.szabo-scandic.com

[linkedin.com/company/szaboscandic](https://www.linkedin.com/company/szaboscandic) 

SDCCAG33 monoclonal antibody (M07), clone 2F1

Catalog # : H00010194-M07

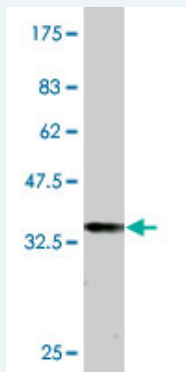
規格 : [100 ug]

[List All](#)

Specification

Product Description:	Mouse monoclonal antibody raised against a partial recombinant SDCCAG33.
Immunogen:	SDCCAG33 (NP_005777, 619 a.a. ~ 717 a.a) partial recombinant protein with GST tag. MW of the GST tag alone is 26 KDa.
Sequence:	SSLAKAASPIAKENKDFPKTEEVSGKPQKKGPEAETGKAKKEGPLDVHT PNGTEPLKAKVTNGCENLGIIMDHSPEPSFINPLSALQSIMNTHLGKVSK
Host:	Mouse
Reactivity:	Human
Isotype:	IgG2b Kappa

Quality Control Testing: Antibody Reactive Against Recombinant Protein.



Western Blot detection against Immunogen (36.63 KDa) .

Storage Buffer: In 1x PBS, pH 7.4

Storage Instruction: Store at -20°C or lower. Aliquot to avoid repeated freezing and thawing.

MSDS: [Download](#)


Datasheet: [Download](#)

Applications

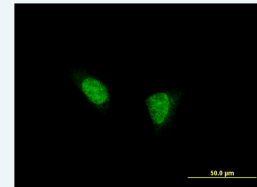
Western Blot (Transfected lysate)

Application Image

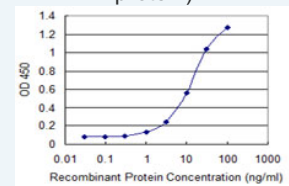
Western Blot (Transfected lysate)



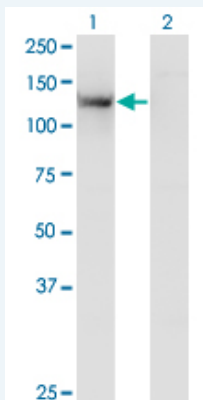
Immunofluorescence



Sandwich ELISA (Recombinant protein)



ELISA

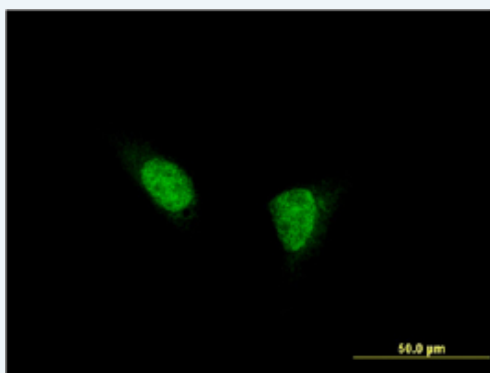


Western Blot analysis of TSHZ1 expression in transfected 293T cell line by SDCCAG33 monoclonal antibody (M07), clone 2F1.

Lane 1: TSHZ1 transfected lysate (Predicted MW: 117.9 KDa).
Lane 2: Non-transfected lysate.

[Protocol Download](#)

Immunofluorescence

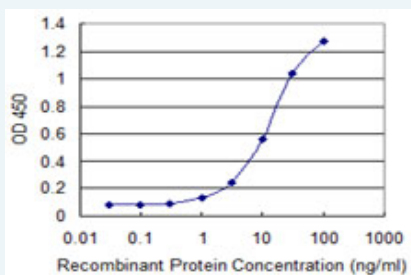


[enlarge this image](#)

Immunofluorescence of monoclonal antibody to TSHZ1 on HeLa cell . [antibody concentration 10 ug/ml]

[Protocol Download](#)

Sandwich ELISA (Recombinant protein)



Detection limit for recombinant GST tagged TSHZ1 is 0.3 ng/ml as a capture antibody.

[Protocol Download](#)

ELISA

Gene Information

Entrez GeneID: [10194](#)

GeneBank [NM_005786](#)

Accession#:

Protein [NP_005777](#)

Accession#:

Gene Name: TSHZ1

Gene Alias: NY-CO-33,SDCCAG33,TSH1

Gene teashirt zinc finger homeobox 1

Description:

Gene Ontology: [Hyperlink](#)

Gene Summary: This gene encodes a colon cancer antigen that was defined by serological analysis of recombinant cDNA expression libraries. The encoded protein is a member of the teashirt C2H2-type zinc-finger protein family and may be involved in transcriptional regulation of developmental processes. [provided by RefSeq]

Other Designations: serologically defined colon cancer antigen 33,teashirt family zinc finger 1

Related Disease

[Tobacco Use Disorder](#)

[服務條款](#) | [隱私權政策](#) | [著作及商標](#) | [網站地圖](#)

©2016 亞諾法生技股份有限公司 Abnova Corporation. 版權所有.