



SZABO SCANDIC

Part of Europa Biosite

Produktinformation



Forschungsprodukte & Biochemikalien



Zellkultur & Verbrauchsmaterial



Diagnostik & molekulare Diagnostik



Laborgeräte & Service

Weitere Information auf den folgenden Seiten!
See the following pages for more information!



Lieferung & Zahlungsart

siehe unsere [Liefer- und Versandbedingungen](#)

Zuschläge

- Mindermengenzuschlag
- Trockeneiszuschlag
- Gefahrgutzuschlag
- Expressversand

SZABO-SCANDIC HandelsgmbH

Quellenstraße 110, A-1100 Wien

T. +43(0)1 489 3961-0

F. +43(0)1 489 3961-7

mail@szabo-scandic.com

www.szabo-scandic.com

[linkedin.com/company/szaboscandic](https://www.linkedin.com/company/szaboscandic) 

MPHOSPH9 purified MaxPab mouse polyclonal antibody (B01P) MaxPab®

Catalog # : H00010198-B01P

規格 : [50 ug]

[List All](#)

Specification

Product Description: Mouse polyclonal antibody raised against a full-length human MPHOSPH9 protein.

Immunogen: MPHOSPH9 (NP_073619, 1 a.a. ~ 1031 a.a) full-length human protein.

Sequence:
 MGFFSLSSERNESVIHYPESTEPEIQEMSTSQPDCMVDSCSVSSGYGT
 FCISELNLYKSKDPKEFMEHIDVPKGQYVAPAVPAESLVDGVKNENFYIQT
 PEECHVSLKEDVSISPGFEFEHNFLGENKVSEVYSGKTSNAITSWAQKLLK
 QNQPKRAHVEDGGSRSKQGNEQSKKTPIEKSDFAAATHPRAFYL SKPDE
 TPNAWMSDSGTGLTYWKLEEKDMHSLPETLEKTFISLSSTDVSPNQSN
 TSNEMKLP SLKDIYKQRENKQLPERNLTSASNPNHPPEVLTLDP TLHM
 KPKQQISGIQPHGLPNALDDRISFSPDSVLEPSMSSPSDIDFSQASNVT S
 QLPGFPKYPSHTKASPVDSWKNQTFQNESRTSSTFPSVYTITNDISVNT
 VDEENTVMVASASVSQSQLPGTANSVPECISLT SLEDPVILSKIRQNLKEK
 HARHIADLRAYYESEINSLKQKLEAKEISGVEDWKITNQILVDRCGQLDSAL
 HEATSRVRTLENKNLLEIEVNDLRERFSAASSASKILQERIEEMRTSSKE
 KDNTIIRLKSRLQDLEEFENAYKLSDDKEAQLKQENKMFQDLLGEYESL
 GKEHRRVKDALNTTENKLLDAYTQISDLKRMISKLEAQVKQVEHENMLSL
 RHNSRIHVRPSRANTLATSDVSRRKWLIPGAEYSIFTGQPLDTQDSNVDN
 QLEETCSLGHRSPLKDSPPGSSSTSLLIKQRETSDTPIMRALKELDEG
 KIFKNWGTQTEKEDTSNINPRQTETSVNASRSPEKCAQQRQKRLNSASQ
 RSSSLPPSNRKSSTPTKREIMLTPVTVA YSPKRSPKENLSPGF SHLLSKN
 ESSPIRFDILLDDLDTVPVSTLQRTNPRKQLQFLPLDDSEEKTYSEKATD
 NHVNHSSCPEVPNGVVKVSVRTAWEKNKSVSYEQCKPVSVTPQGNDF
 EYTAKIRTLAETERFFDELTK EKDQIEAALSRMPSPGGRITLQTRLNQEAL
 EDRLERINRELGSVRMTLKKFHLVLR T SANL

Host: Mouse

Reactivity: Human

Quality Control Testing: Antibody reactive against mammalian transfected lysate.

Storage Buffer: In 1x PBS, pH 7.4

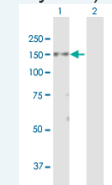
Storage Instruction: Store at -20°C or lower. Aliquot to avoid repeated freezing and thawing.


MSDS:  [Download](#)

Datasheet:  [Download](#)

Application Image

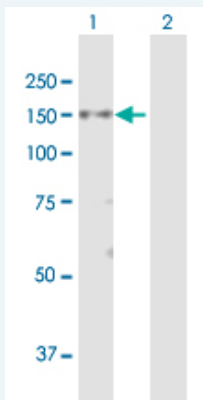
Western Blot (Transfected lysate)



 [enlarge](#)


Applications

Western Blot (Transfected lysate)



Western Blot analysis of MPHOSPH9 expression in transfected 293T cell line ([H00010198-T01](#)) by MPHOSPH9 MaxPab polyclonal antibody.

Lane 1: MPHOSPH9 transfected lysate(113.41 KDa).
Lane 2: Non-transfected lysate.

 [Protocol Download](#)

Gene Information

Entrez GeneID: [10198](#)

GeneBank Accession#: [NM_022782](#)

Protein Accession#: [NP_073619](#)

Gene Name: MPHOSPH9

Gene Alias: DKFZp434J034,FLJ12954,MPP-9,MPP9

Gene Description: M-phase phosphoprotein 9

Omim ID: [605501](#)

Gene Ontology: [Hyperlink](#)

Other Designations: -

Related Disease

[Cardiovascular Diseases](#) [Diabetes Mellitus, Type 2](#) [Edema](#)
[Genetic Predisposition to Disease](#) [Multiple Sclerosis](#)