



# SZABO SCANDIC

Part of Europa Biosite

## Produktinformation



Forschungsprodukte & Biochemikalien



Zellkultur & Verbrauchsmaterial



Diagnostik & molekulare Diagnostik



Laborgeräte & Service

Weitere Information auf den folgenden Seiten!  
See the following pages for more information!



### Lieferung & Zahlungsart

siehe unsere [Liefer- und Versandbedingungen](#)

### Zuschläge

- Mindermengenzuschlag
- Trockeneiszuschlag
- Gefahrgutzuschlag
- Expressversand

### SZABO-SCANDIC HandelsgmbH

Quellenstraße 110, A-1100 Wien

T. +43(0)1 489 3961-0

F. +43(0)1 489 3961-7

[mail@szabo-scandic.com](mailto:mail@szabo-scandic.com)

[www.szabo-scandic.com](http://www.szabo-scandic.com)

[linkedin.com/company/szaboscandic](https://www.linkedin.com/company/szaboscandic) 

## MPHOSPH9 monoclonal antibody (M10), clone 4E10

Catalog # : H00010198-M10

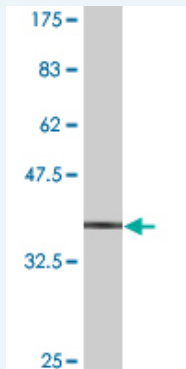
規格 : [ 100 ug ]

[List All](#)

### Specification

<b>Product Description:</b>	Mouse monoclonal antibody raised against a partial recombinant MPHOSPH9.
<b>Immunogen:</b>	MPHOSPH9 (NP_073619, 922 a.a. ~ 1031 a.a) partial recombinant protein with GST tag. MW of the GST tag alone is 26 KDa.
<b>Sequence:</b>	SVRTAWEKNKSVSYEQCKPVSVTPQGNDFFEYAKIRTLAETERFFDELTKKDKQIEAALSRMPSPGGRLTLQTRLNQEALDRLERINRELGSVRMTLKKFHLRRTSANL
<b>Host:</b>	Mouse
<b>Reactivity:</b>	Human
<b>Isotype:</b>	IgG2a Kappa

**Quality Control Testing:** Antibody Reactive Against Recombinant Protein.



Western Blot detection against Immunogen (37.84 KDa) .

**Storage Buffer:** In 1x PBS, pH 7.4

**Storage Instruction:** Store at -20°C or lower. Aliquot to avoid repeated freezing and thawing.

**MSDS:** [Download](#)

**Datasheet:** [Download](#)

### Applications

**Western Blot (Recombinant protein)**

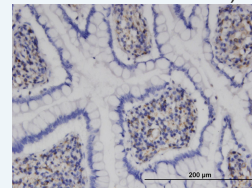
[Protocol Download](#)

**Immunohistochemistry (Formalin/PFA-fixed paraffin-embedded sections)**

### Application Image

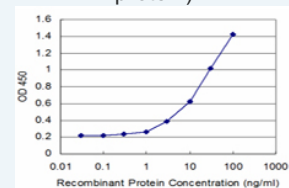
Western Blot (Recombinant protein)

Immunohistochemistry (Formalin/PFA-fixed paraffin-embedded sections)



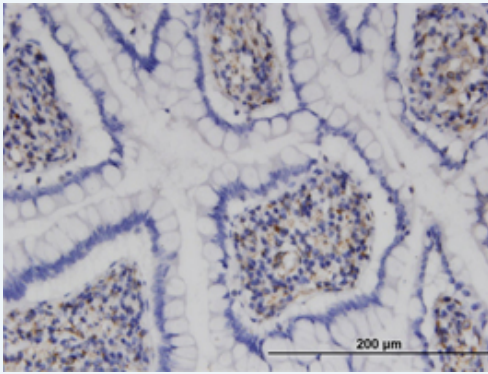
[enlarge](#)

Sandwich ELISA (Recombinant protein)



[enlarge](#)

ELISA

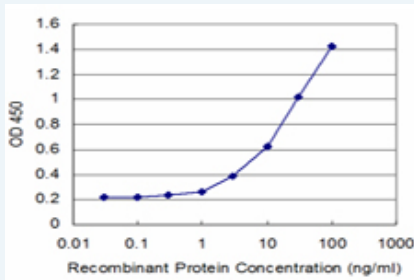


[enlarge this image](#)

Immunoperoxidase of monoclonal antibody to MPHOSPH9 on formalin-fixed paraffin-embedded human small Intestine. [antibody concentration 3 ug/ml]

[Protocol Download](#)

### Sandwich ELISA (Recombinant protein)



Detection limit for recombinant GST tagged MPHOSPH9 is approximately 1ng/ml as a capture antibody.

[Protocol Download](#)

### ELISA

### Gene Information

Entrez GeneID: [10198](#)

GeneBank Accession#: [NM\\_022782](#)

Protein Accession#: [NP\\_073619](#)

Gene Name: MPHOSPH9

Gene Alias: DKFZp434J034, FLJ12954, MPP-9, MPP9

Gene Description: M-phase phosphoprotein 9

Omim ID: [605501](#)

Gene Ontology: [Hyperlink](#)

Other Designations: -

### Related Disease

[Cardiovascular Diseases](#) [Diabetes Mellitus, Type 2](#) [Edema](#)  
[Genetic Predisposition to Disease](#) [Multiple Sclerosis](#)

