



SZABO SCANDIC

Part of Europa Biosite

Produktinformation



Forschungsprodukte & Biochemikalien



Zellkultur & Verbrauchsmaterial



Diagnostik & molekulare Diagnostik



Laborgeräte & Service

Weitere Information auf den folgenden Seiten!
See the following pages for more information!



Lieferung & Zahlungsart

siehe unsere [Liefer- und Versandbedingungen](#)

Zuschläge

- Mindermengenzuschlag
- Trockeneiszuschlag
- Gefahrgutzuschlag
- Expressversand

SZABO-SCANDIC HandelsgmbH

Quellenstraße 110, A-1100 Wien

T. +43(0)1 489 3961-0

F. +43(0)1 489 3961-7

mail@szabo-scandic.com

www.szabo-scandic.com

[linkedin.com/company/szaboscandic](https://www.linkedin.com/company/szaboscandic) 

FLOT1 purified MaxPab rabbit polyclonal antibody (D01P) MaxPab®

Catalog # : H00010211-D01P

規格 : [100 ug]

[List All](#)

Specification

Product Description: Rabbit polyclonal antibody raised against a full-length human FLOT1 protein.

Immunogen: FLOT1 (NP_005794.1, 1 a.a. ~ 427 a.a) full-length human protein.

Sequence:
 MFFTCTGPNAMVSGFCRSPVVMVAGGRVFLPCIQQIQRISLNTLTLN
 VKSEKVTYRHGVPISVTGIAQVKIQGQNKEMLAACQMFLGKTEAEIAHIA
 LETLEGHQRAIMAHMTVEEIKDRQKFSEQVFKVASSDLVNMGISVVSYT
 LKDIHDDQDYLHSLGKARTAQVQKNDARIGEAERDAGIREAKAKQEKVS
 AQYLSEIEMAKAQRDYELKKAAYDIEVNTRRAQADLAYQLQVAKTKQQIE
 EQRVQVQVERAQQVAVQEIEARREKELEARVRKPAEAERYKLERLAE
 AEKSQLIMQAEAEAASVRMRGEAEAFAGARARAEAEQMAKKAFAFLY
 QEAAQLDMLLEKLPQVAEEISGPLTSANKITLVSSGSGTMGAAKVTGEVL
 DILTRLPEVERLTGVSISQVNHKPLRTA

Host: Rabbit

Reactivity: Human

Quality Control Testing: Antibody reactive against mammalian transfected lysate.

Storage Buffer: In 1x PBS, pH 7.4

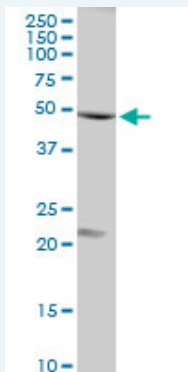
Storage Instruction: Store at -20°C or lower. Aliquot to avoid repeated freezing and thawing.

MSDS: [Download](#)

Datasheet: [Download](#)

Applications

Western Blot (Tissue lysate)



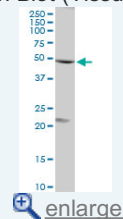
FLOT1 MaxPab rabbit polyclonal antibody. Western Blot analysis of FLOT1 expression in human liver.

[Protocol Download](#)

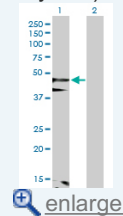
Western Blot (Transfected lysate)

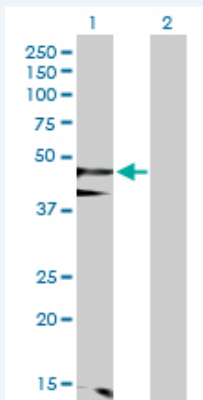
Application Image

Western Blot (Tissue lysate)



Western Blot (Transfected lysate)





Western Blot analysis of FLOT1 expression in transfected 293T cell line ([H00010211-T02](#)) by FLOT1 MaxPab polyclonal antibody.

Lane 1: FLOT1 transfected lysate(47.40 KDa).
Lane 2: Non-transfected lysate.

 [Protocol Download](#)

Gene Information

Entrez GeneID: [10211](#)

GeneBank [NM_005803](#)
Accession#:

Protein [NP_005794.1](#)
Accession#:

Gene Name: FLOT1

Gene Alias: -

Gene [flotillin 1](#)
Description:

Omim ID: [606998](#)

Gene Ontology: [Hyperlink](#)

Gene Summary: Caveolae are small domains on the inner cell membrane involved in vesicular trafficking and signal transduction. FLOT1 encodes a caveolae-associated, integral membrane protein. The function of flotillin 1 has not been determined. [provided by RefSeq]

Other Designations: OTTHUMP00000029208,integral membrane component of caveolae

Gene Pathway

[Insulin signaling pathway](#)

Related Disease

[Genetic Predisposition to Disease](#) [Lupus Erythematosus](#). [Systemic](#)