



SZABO SCANDIC

Part of Europa Biosite

Produktinformation



Forschungsprodukte & Biochemikalien



Zellkultur & Verbrauchsmaterial



Diagnostik & molekulare Diagnostik



Laborgeräte & Service

Weitere Information auf den folgenden Seiten!
See the following pages for more information!



Lieferung & Zahlungsart

siehe unsere [Liefer- und Versandbedingungen](#)

Zuschläge

- Mindermengenzuschlag
- Trockeneiszuschlag
- Gefahrgutzuschlag
- Expressversand

SZABO-SCANDIC HandelsgmbH

Quellenstraße 110, A-1100 Wien

T. +43(0)1 489 3961-0

F. +43(0)1 489 3961-7

mail@szabo-scandic.com

www.szabo-scandic.com

[linkedin.com/company/szaboscandic](https://www.linkedin.com/company/szaboscandic) 

OLIG2 purified MaxPab rabbit polyclonal antibody (D01P) MaxPab®

Catalog # : H00010215-D01P

規格 : [100 ug]

[List All](#)

Specification

Product Description: Rabbit polyclonal antibody raised against a full-length human OLIG2 protein.

Immunogen: OLIG2 (AAH36245.1, 1 a.a. ~ 323 a.a) full-length human protein.

Sequence:
 MDSASLVSSRPSSPEPDDLFLPARSKGSSGSAFTGGTVSSSTPSDCP
 PELSALRGAMGSAGAHVPDKLGGSGFKSSSSSTSSSTSSAAASSTKK
 DKKQMTPELQQLRLKINSRERKRMHDLNIAMDGLREVMPYAHGPSVRK
 LSKIATLLLRNYILMLTNSLEEMKRLVSEIYGGHHAGFHPSACGGLAHS
 APLPAATAHPAAAAHAHHPAVHHPILPPAAAAAAAAAAAAAVSSASLPGSG
 LPSVGSIRPPHGLLKSPSAAAAAPLGGGGGGSGASGGFQHWGGMPCP
 CSMCQVPPPHHVSAMGAGSLPRLTSDAK

Host: Rabbit

Reactivity: Human

Quality Control Testing: Antibody reactive against mammalian transfected lysate.

Storage Buffer: In 1x PBS, pH 7.4

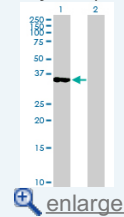
Storage Instruction: Store at -20°C or lower. Aliquot to avoid repeated freezing and thawing.

MSDS:  [Download](#)

Datasheet:  [Download](#)

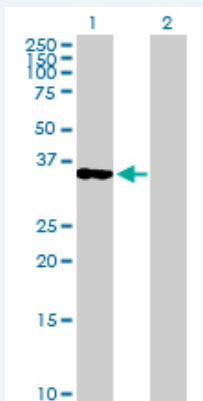
Application Image

Western Blot (Transfected lysate)



Applications


Western Blot (Transfected lysate)



Western Blot analysis of OLIG2 expression in transfected 293T cell line (H00010215-T01) by OLIG2 MaxPab polyclonal antibody.

Lane 1: OLIG2 transfected lysate(32.40 KDa).

Lane 2: Non-transfected lysate.

 [Protocol Download](#)

Gene Information

Entrez GeneID: [10215](#)

**GeneBank
Accession#:** [BC036245.1](#)

**Protein
Accession#:** [AAH36245.1](#)

Gene Name: OLIG2

Gene Alias: BHLHB1,OLIGO2,PRKCBP2,RACK17,bHLHe19

**Gene
Description:** oligodendrocyte lineage transcription factor 2

Omim ID: [606386](#)

Gene Ontology: [Hyperlink](#)

Gene Summary: This gene encodes a basic helix-loop-helix transcription factor which is expressed in oligodendroglial tumors of the brain. The protein is an essential regulator of ventral neuroectodermal progenitor cell fate. The gene is involved in a chromosomal translocation t(14;21)(q11.2;q22) associated with T-cell acute lymphoblastic leukemia. Its chromosomal location is within a region of chromosome 21 which has been suggested to play a role in learning deficits associated with Down syndrome.
[provided by RefSeq]

**Other
Designations:** OTTHUMP00000067569,OTTHUMP00000067570,basic domain, helix-loop-helix protein, class B, 1,human protein kinase C-binding protein RACK17,oligodendrocyte-specific bHLH transcription factor 2,protein kinase C binding protein 2

Related Disease

[Alzheimer Disease](#) [Alzheimer disease](#) [Genetic Predisposition to Disease](#)
[Obsessive-Compulsive Disorder](#) [Psychotic Disorders](#) [Schizophrenia](#) [Schizophrenia](#)
[Tourette Syndrome](#)

[服務條款](#) | [隱私權政策](#) | [著作及商標](#) | [網站地圖](#)

©2016 亞諾法生技股份有限公司 Abnova Corporation. 版權所有.