



SZABO SCANDIC

Part of Europa Biosite

Produktinformation



Forschungsprodukte & Biochemikalien



Zellkultur & Verbrauchsmaterial



Diagnostik & molekulare Diagnostik



Laborgeräte & Service

Weitere Information auf den folgenden Seiten!
See the following pages for more information!



Lieferung & Zahlungsart

siehe unsere [Liefer- und Versandbedingungen](#)

Zuschläge

- Mindermengenzuschlag
- Trockeneiszuschlag
- Gefahrgutzuschlag
- Expressversand

SZABO-SCANDIC HandelsgmbH

Quellenstraße 110, A-1100 Wien

T. +43(0)1 489 3961-0

F. +43(0)1 489 3961-7

mail@szabo-scandic.com

www.szabo-scandic.com

[linkedin.com/company/szaboscandic](https://www.linkedin.com/company/szaboscandic) 

CD96 monoclonal antibody (M01), clone 3H8

Catalog # : H00010225-M01

規格 : [100 ug]

[List All](#)

Specification

Product Description: Mouse monoclonal antibody raised against a full length recombinant CD96.

Immunogen: CD96 (AAH20749, 1 a.a. ~ 402 a.a) full-length recombinant protein with GST tag. MW of the GST tag alone is 26 KDa.


Sequence:
 MEKKWKYCAVYYIIQIHFVKGVWEKTVNTEENVYATLGSDVNLTCTQQT
 GFFVQMQWSKVTNKIDLIIVYHPQYGFYCAVGRPCESLVTFETPENG
 RWTLHLRNMSCSVSGRYECMLVLYPEGIQTKIYNLLIQTHMTADEWNS
 NHTIEINQTLLEIPCFQNSSSKISSEFTYAWSVEDNGTQETLISQNH
 LISNSTLLKDRVKLGTDYRLHLSVPVQIFDDGRKFSCHIRVGNPKILRS
 STTVKVFKEIPVIVENNSTDVLEVERRFCLLKNVFPKANITWFDGSFLH
 DEKEGIYITNEERKGGKDGFLKSVLTRVHNSKPAQSDNLTWCMALSPV
 PGNKVVNISSGKITFLLGSEISSDPPSLVTESTLDTQPSPASSVSPAS
 KNVFTLSY

Host: Mouse

Reactivity: Human

Isotype: IgG2a Kappa

Quality Control Testing: Antibody Reactive Against Recombinant Protein.



Western Blot detection against Immunogen (69.96 KDa) .

Storage Buffer: In 1x PBS, pH 7.4

Storage Instruction: Store at -20°C or lower. Aliquot to avoid repeated freezing and thawing.

MSDS: [Download](#)

Datasheet: [Download](#)

Applications

Western Blot (Recombinant protein)

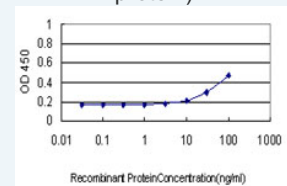
[Protocol Download](#)

Sandwich ELISA (Recombinant protein)

Application Image

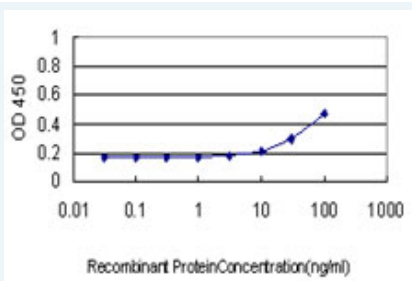
Western Blot (Recombinant protein)

Sandwich ELISA (Recombinant protein)



[enlarge](#)

ELISA



Detection limit for recombinant GST tagged CD96 is approximately 3ng/ml as a capture antibody.

 [Protocol Download](#)

ELISA

Gene Information

Entrez GeneID: [10225](#)

GeneBank [BC020749](#)

Accession#:

Protein [AAH20749](#)

Accession#:

Gene Name: CD96

Gene Alias: DKFZp667E2122, MGC22596, TACTILE

Gene CD96 molecule

Description:

Omim ID: [211750](#), [605039](#), [606037](#)

Gene Ontology: [Hyperlink](#)

Gene Summary: The protein encoded by this gene belongs to the immunoglobulin superfamily. It is a type I membrane protein. The protein may play a role in the adhesive interactions of activated T and NK cells during the late phase of the immune response. It may also function in antigen presentation. Alternative splicing occurs at this locus and two transcript variants encoding distinct isoforms have been identified. [provided by RefSeq]

Other Designations: CD96 antigen, T cell activation, increased late expression, T-cell surface protein tactile

Related Disease

[Abnormalities](#), [Multiple Craniofacial Abnormalities Syndrome](#) [Translocation](#), [Genetic](#)