



# SZABO SCANDIC

Part of Europa Biosite

## Produktinformation



Forschungsprodukte & Biochemikalien



Zellkultur & Verbrauchsmaterial



Diagnostik & molekulare Diagnostik



Laborgeräte & Service

Weitere Information auf den folgenden Seiten!  
See the following pages for more information!



### Lieferung & Zahlungsart

siehe unsere [Liefer- und Versandbedingungen](#)

### Zuschläge

- Mindermengenzuschlag
- Trockeneiszuschlag
- Gefahrgutzuschlag
- Expressversand

### SZABO-SCANDIC HandelsgmbH

Quellenstraße 110, A-1100 Wien

T. +43(0)1 489 3961-0

F. +43(0)1 489 3961-7

[mail@szabo-scandic.com](mailto:mail@szabo-scandic.com)

[www.szabo-scandic.com](http://www.szabo-scandic.com)

[linkedin.com/company/szaboscandic](https://www.linkedin.com/company/szaboscandic) 

## RASGRP2 monoclonal antibody (M09), clone 3D8

Catalog # : H00010235-M09

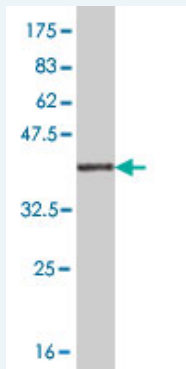
規格 : [ 100 ug ]

[List All](#)

### Specification

<b>Product Description:</b>	Mouse monoclonal antibody raised against a partial recombinant RASGRP2.
<b>Immunogen:</b>	RASGRP2 (NP_005816, 65 a.a. ~ 164 a.a) partial recombinant protein with GST tag. MW of the GST tag alone is 26 KDa.
<b>Sequence:</b>	GTLDLDKGCTVEELLRGCIEAFDDSGKVRDPQLVRMFLMMHPWYIPSSQLAAKLLHIYQQSRKDNSNSLQVKTCHLVRYWISAFP AEF DLNPELAEQIK E
<b>Host:</b>	Mouse
<b>Reactivity:</b>	Human
<b>Isotype:</b>	IgG2a Kappa

**Quality Control Testing:** Antibody Reactive Against Recombinant Protein.



Western Blot detection against Immunogen (36.74 KDa) .

**Storage Buffer:** In 1x PBS, pH 7.4

**Storage Instruction:** Store at -20°C or lower. Aliquot to avoid repeated freezing and thawing.

**MSDS:** [Download](#)

**Datasheet:** [Download](#)

### Publication Reference


1. [Calcium-Diacylglycerol Guanine Nucleotide Exchange Factor I \(CalDAG-GEFI\) gene mutations associated with loss of function in canine platelets.](#)  
Boudreaux MK, Catalfamo JL, Klok M. *Transl Res.* 2007 Aug;150(2):81-92. Epub 2007 May 25.

### Applications

**Western Blot (Transfected lysate)**

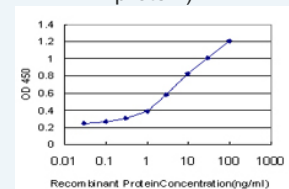
### Application Image

Western Blot (Transfected lysate)



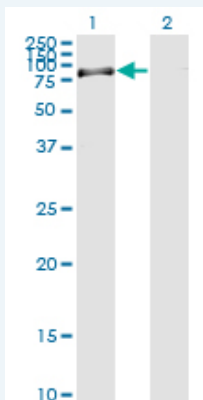
Western Blot (Recombinant protein)

Sandwich ELISA (Recombinant protein)



[enlarge](#)

ELISA



Western Blot analysis of RASGRP2 expression in transfected 293T cell line by RASGRP2 monoclonal antibody (M09), clone 3D8.

Lane 1: RASGRP2 transfected lysate(75.5 KDa).

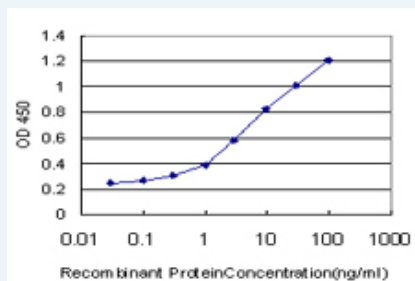
Lane 2: Non-transfected lysate.

[Protocol Download](#)

### Western Blot (Recombinant protein)

[Protocol Download](#)

### Sandwich ELISA (Recombinant protein)



Detection limit for recombinant GST tagged RASGRP2 is approximately 0.3ng/ml as a capture antibody.

[Protocol Download](#)

### ELISA

### Gene Information

Entrez GeneID: [10235](#)

GeneBank [NM\\_005825](#)

Accession#:

Protein [NP\\_005816](#)

Accession#:

Gene Name: RASGRP2

Gene Alias: CALDAG-GEFI,CDC25L

Gene Description: RAS guanyl releasing protein 2 (calcium and DAG-regulated)

Description:

Omim ID: [605577](#)

Gene Ontology: [Hyperlink](#)

**Gene Summary:** The protein encoded by this gene is a brain-enriched nucleotide exchanged factor that contains an N-terminal GEF domain, 2 tandem repeats of EF-hand calcium-binding motifs, and a C-terminal diacylglycerol/phorbol ester-binding domain. This protein can activate small GTPases, including RAS and RAP1/RAS3. The nucleotide

exchange activity of this protein can be stimulated by calcium and diacylglycerol. Three alternatively spliced transcript variants encoding the same protein have been found for this gene. [provided by RefSeq

---

**Other Designations:** OTTHUMP00000042931,OTTHUMP00000069245,OTTHUMP00000069246,RAS guanyl nucleotide-releasing protein 2,RAS guanyl releasing protein 2,calcium and DAG-regulated guanine nucleotide exchange factor 1,calcium and diacylglycerol-regulated guanine nucleotide exchan

---

#### **Gene Pathway**

---

[Chemokine signaling pathway](#) [MAPK signaling pathway](#)

---

[服務條款](#) | [隱私權政策](#) | [著作及商標](#) | [網站地圖](#)

©2016 亞諾法生技股份有限公司 Abnova Corporation. 版權所有.