



SZABO SCANDIC

Part of Europa Biosite

Produktinformation



Forschungsprodukte & Biochemikalien



Zellkultur & Verbrauchsmaterial



Diagnostik & molekulare Diagnostik



Laborgeräte & Service

Weitere Information auf den folgenden Seiten!
See the following pages for more information!



Lieferung & Zahlungsart

siehe unsere [Liefer- und Versandbedingungen](#)

Zuschläge

- Mindermengenzuschlag
- Trockeneiszuschlag
- Gefahrgutzuschlag
- Expressversand

SZABO-SCANDIC HandelsgmbH

Quellenstraße 110, A-1100 Wien

T. +43(0)1 489 3961-0

F. +43(0)1 489 3961-7

mail@szabo-scandic.com

www.szabo-scandic.com

[linkedin.com/company/szaboscandic](https://www.linkedin.com/company/szaboscandic) 

CALCOCO2 monoclonal antibody (M04), clone 2A11

Catalog # : H00010241-M04

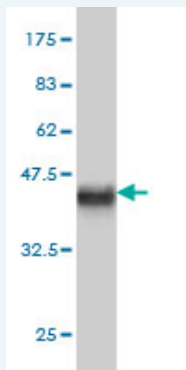
規格 : [100 ug]

[List All](#)

Specification

Product Description:	Mouse monoclonal antibody raised against a partial recombinant CALCOCO2.
Immunogen:	CALCOCO2 (NP_005822, 347 a.a. ~ 446 a.a) partial recombinant protein with GST tag. MW of the GST tag alone is 26 KDa.
Sequence:	SYMGLDFNSLPYQVPTSDDEGGARQNPGLAYGNPYSGIQESSSPSPLSIK KCPICKADDICDHTLEQQMQPLCFNCPICDKIFPATEKQIFEDHVFCHSL
Host:	Mouse
Reactivity:	Human
Isotype:	IgG2b Kappa

Quality Control Testing: Antibody Reactive Against Recombinant Protein.



Western Blot detection against Immunogen (36.74 KDa) .

Storage Buffer: In 1x PBS, pH 7.4

Storage Instruction: Store at -20°C or lower. Aliquot to avoid repeated freezing and thawing.

MSDS: [Download](#)

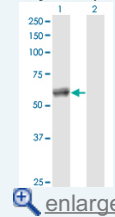
Datasheet: [Download](#)

Applications

Western Blot (Transfected lysate)

Application Image

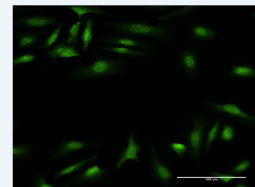
Western Blot (Transfected lysate)



[enlarge](#)

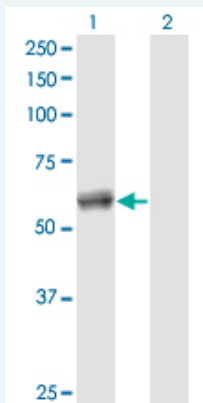
Western Blot (Recombinant protein)

Immunofluorescence



[enlarge](#)

ELISA



Western Blot analysis of CALCOCO2 expression in transfected 293T cell line by CALCOCO2 monoclonal antibody (M04), clone 2A11.

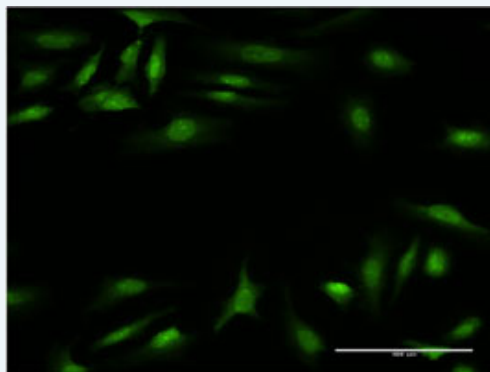
Lane 1: CALCOCO2 transfected lysate (Predicted MW: 52.3 KDa).
Lane 2: Non-transfected lysate.

[Protocol Download](#)

Western Blot (Recombinant protein)

[Protocol Download](#)

Immunofluorescence



[enlarge this image](#)

Immunofluorescence of monoclonal antibody to CALCOCO2 on HeLa cell . [antibody concentration 10 ug/ml]

[Protocol Download](#)

ELISA

Gene Information

Entrez GeneID: [10241](#)

GeneBank [NM_005831](#)
Accession#:

Protein [NP_005822](#)
Accession#:

Gene Name: CALCOCO2

Gene Alias: MGC17318,NDP52

Gene Description: calcium binding and coiled-coil domain 2

Omim ID: [604587](#)

Gene Ontology: [Hyperlink](#)

Gene Summary: The protein encoded by this gene is a subunit of nuclear domain 10 (ND10) bodies. ND10 bodies are nuclear domains appearing

immunohistochemically as ten dots per nucleus. They are believed to be associated with the nuclear matrix on the basis of their resistance to nuclease digestion and salt extraction. ND10 proteins are removed from the nucleus by herpes simplex virus-1 infection and may have a role in viral life cycles. [provided by RefSeq

Other nuclear domain 10 protein
Designations:

[服務條款](#) | [隱私權政策](#) | [著作及商標](#) | [網站地圖](#)

©2016 亞諾法生技股份有限公司 Abnova Corporation. 版權所有.