



SZABO SCANDIC

Part of Europa Biosite

Produktinformation



Forschungsprodukte & Biochemikalien



Zellkultur & Verbrauchsmaterial



Diagnostik & molekulare Diagnostik



Laborgeräte & Service

Weitere Information auf den folgenden Seiten!
See the following pages for more information!



Lieferung & Zahlungsart

siehe unsere [Liefer- und Versandbedingungen](#)

Zuschläge

- Mindermengenzuschlag
- Trockeneiszuschlag
- Gefahrgutzuschlag
- Expressversand

SZABO-SCANDIC HandelsgmbH

Quellenstraße 110, A-1100 Wien

T. +43(0)1 489 3961-0

F. +43(0)1 489 3961-7

mail@szabo-scandic.com

www.szabo-scandic.com

[linkedin.com/company/szaboscandic](https://www.linkedin.com/company/szaboscandic) 



POP7 purified MaxPab mouse polyclonal antibody (B01P) MaxPab®

Catalog # : H00010248-B01P

規格 : [50 ug]

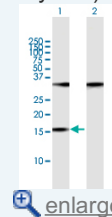
List All


Specification

Product Description:	Mouse polyclonal antibody raised against a full-length human POP7 protein.
Immunogen:	POP7 (AAH01430, 1 a.a. ~ 140 a.a) full-length human protein.
Sequence:	MAENREPRGAVEAELDPVEYTLRKRLPSRLPRRPNDIYVNMKTDFKAQL ARCQKLLDGGARGQNACSEIYIHGLGLAINRAINIALQLQAGSFGSLQVAA NTSTVELVDELEPETDTREPLTRIRNNSAIHIRVFRVTPK
Host:	Mouse
Reactivity:	Human
Quality Control Testing:	Antibody reactive against mammalian transfected lysate.
Storage Buffer:	In 1x PBS, pH 7.4
Storage Instruction:	Store at -20°C or lower. Aliquot to avoid repeated freezing and thawing.
MSDS:	 Download
Datasheet:	 Download

Application Image

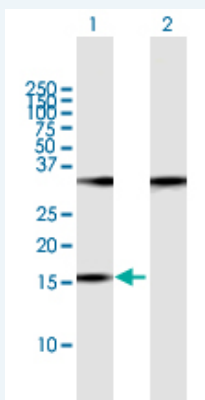
Western Blot (Transfected lysate)



 enlarge

Applications

Western Blot (Transfected lysate)



Western Blot analysis of POP7 expression in transfected 293T cell line by POP7 MaxPab polyclonal antibody.

Lane 1: POP7 transfected lysate(15.4 KDa).
Lane 2: Non-transfected lysate.

 [Protocol Download](#)

Gene Information

Entrez GeneID: [10248](#)

GeneBank Accession#:	<u>BC001430</u>
Protein Accession#:	<u>AAH01430</u>
Gene Name:	POP7
Gene Alias:	0610037N12Rik,RPP2,RPP20
Gene Description:	processing of precursor 7, ribonuclease P/MRP subunit (S. cerevisiae)
Omim ID:	<u>606113</u>
Gene Ontology:	Hyperlink
Other Designations:	POP7 (processing of precursor, S. cerevisiae) homolog,processing of precursor 7, ribonuclease P subunit,processing of precursor 7, ribonuclease P/MRP subunit,ribonuclease P protein subunit p20

[服務條款](#) | [隱私權政策](#) | [著作及商標](#) | [網站地圖](#)

©2016 亞諾法生技股份有限公司 Abnova Corporation. 版權所有.