



SZABO SCANDIC

Part of Europa Biosite

Produktinformation



Forschungsprodukte & Biochemikalien



Zellkultur & Verbrauchsmaterial



Diagnostik & molekulare Diagnostik



Laborgeräte & Service

Weitere Information auf den folgenden Seiten!
See the following pages for more information!



Lieferung & Zahlungsart

siehe unsere [Liefer- und Versandbedingungen](#)

Zuschläge

- Mindermengenzuschlag
- Trockeneiszuschlag
- Gefahrgutzuschlag
- Expressversand

SZABO-SCANDIC HandelsgmbH

Quellenstraße 110, A-1100 Wien

T. +43(0)1 489 3961-0

F. +43(0)1 489 3961-7

mail@szabo-scandic.com

www.szabo-scandic.com

[linkedin.com/company/szaboscandic](https://www.linkedin.com/company/szaboscandic) 

STAM2 purified MaxPab rabbit polyclonal antibody (D01P) MaxPab®

Catalog # : H00010254-D01P

規格 : [100 ug]

[List All](#)

Specification

Product Description: Rabbit polyclonal antibody raised against a full-length human STAM2 protein.

Immunogen: STAM2 (AAH28740.1, 1 a.a. ~ 525 a.a) full-length human protein.

Sequence:
 MPLFTANPFEQDVEKATNEYNTTEDWSLIMDICDKVGSTPNGAKDCLKAI
 MKRVNHKVPHVALQALTLGACVANCGKIFHLEVCSRDFATEVRAVIKMK
 AHPKVCEKLSLMEVWSEEFQKDPQFSLISATIKSMKEEGITFPPAGSQT
 VSAAAANGTSSNKNKEDEIAKAIELSLQEQQQHTETKSLYPSSEIQLNN
 KVARQVRYALYDFEAVEDNELTFKHGEIIVLDDSDANWWWKGENHRGIGLF
 PSNFVTTNLNIETAAAVDKLNVIDDDVEEIKKSEPEPVYIDEDKMDRALQV
 LQSIDPTDSKPDSDLLDLEDICQQMGPMIDEKLEEIDRKHSELSELNVKV
 LEALELYNKLVNEAPVYSVYSLHPPAHYPPASSGVPMQTYPVQSHGGN
 YMGQSIHQVTVAQSYSLGPDQIGPLRSLPPNVNNSVTAQPAQT SYLSTG
 QDTSVNPTYMNQNSNLQSATGTTAYTQQMGMSVDMSSYQNTTSNLPQ
 LAGFPVTVPAHPVAQQHTNYHQPLL

Host: Rabbit

Reactivity: Human

Quality Control Testing: Antibody reactive against mammalian transfected lysate.

Storage Buffer: In 1x PBS, pH 7.4

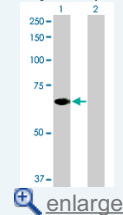
Storage Instruction: Store at -20°C or lower. Aliquot to avoid repeated freezing and thawing.


MSDS:  [Download](#)

Datasheet:  [Download](#)

Application Image

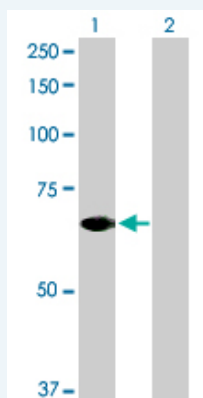
Western Blot (Transfected lysate)



 [enlarge](#)

Applications

Western Blot (Transfected lysate)



Western Blot analysis of STAM2 expression in transfected 293T cell line (H00010254-T02) by STAM2 MaxPab polyclonal antibody.

Lane 1: STAM2 transfected lysate(58.20 KDa).

Gene Information

Entrez GeneID: [10254](#)

**GeneBank
Accession#:** [BC028740.2](#)

**Protein
Accession#:** [AAH28740.1](#)

Gene Name: STAM2

Gene Alias: DKFZp564C047,Hbp,STAM2A,STAM2B

**Gene
Description:** signal transducing adaptor molecule (SH3 domain and ITAM motif) 2

Omim ID: [606244](#)

Gene Ontology: [Hyperlink](#)

Gene Summary: The protein encoded by this gene is closely related to STAM, an adaptor protein involved in the downstream signaling of cytokine receptors, both of which contain a SH3 domain and the immunoreceptor tyrosine-based activation motif (ITAM). Similar to STAM, this protein acts downstream of JAK kinases, and is phosphorylated in response to cytokine stimulation. This protein and STAM thus are thought to exhibit compensatory effects on the signaling pathway downstream of JAK kinases upon cytokine stimulation. [provided by RefSeq]

**Other
Designations:** Hrs-binding protein,STAM-like protein containing SH3 and ITAM domains 2,signal transducing adaptor molecule 2

Gene Pathway

[Endocytosis Jak-STAT signaling pathway](#)