



SZABO SCANDIC

Part of Europa Biosite

Produktinformation



Forschungsprodukte & Biochemikalien



Zellkultur & Verbrauchsmaterial



Diagnostik & molekulare Diagnostik



Laborgeräte & Service

Weitere Information auf den folgenden Seiten!
See the following pages for more information!



Lieferung & Zahlungsart

siehe unsere [Liefer- und Versandbedingungen](#)

Zuschläge

- Mindermengenzuschlag
- Trockeneiszuschlag
- Gefahrgutzuschlag
- Expressversand

SZABO-SCANDIC HandelsgmbH

Quellenstraße 110, A-1100 Wien

T. +43(0)1 489 3961-0

F. +43(0)1 489 3961-7

mail@szabo-scandic.com

www.szabo-scandic.com

[linkedin.com/company/szaboscandic](https://www.linkedin.com/company/szaboscandic) 

SF3B4 monoclonal antibody (M03), clone 1B8

Catalog # : H00010262-M03

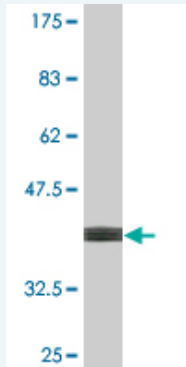
規格 : [100 ug]

[List All](#)

Specification

Product Description:	Mouse monoclonal antibody raised against a partial recombinant SF3B4.
Immunogen:	SF3B4 (NP_005841.1, 13 a.a. ~ 122 a.a) partial recombinant protein with GST tag. MW of the GST tag alone is 26 KDa.
Sequence:	ATVYVVGGLDEKVSEPLLWELFLQAGPVVNTHMPKDRVTGQHQGYGFV EFLSEEDADYAIKIMNMIKLYGKPIRVNKASAHNKNLDVGANIFIGNLDPEID EKLLYDTFSA
Host:	Mouse
Reactivity:	Human
Isotype:	IgG2a Kappa

Quality Control Testing: Antibody Reactive Against Recombinant Protein.



Western Blot detection against Immunogen (37.84 KDa) .

Storage Buffer: In 1x PBS, pH 7.4

Storage Instruction: Store at -20°C or lower. Aliquot to avoid repeated freezing and thawing.

MSDS: [Download](#)

Datasheet: [Download](#)

Applications

Western Blot (Transfected lysate)

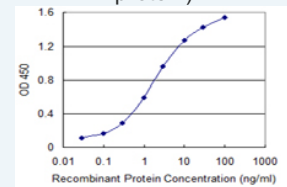
Application Image

Western Blot (Transfected lysate)

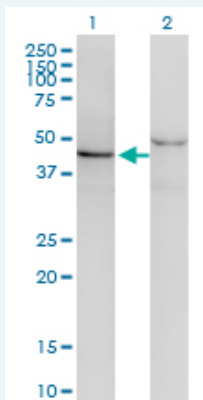


Western Blot (Recombinant protein)

Sandwich ELISA (Recombinant protein)



ELISA



Western Blot analysis of SF3B4 expression in transfected 293T cell line by SF3B4 monoclonal antibody (M03), clone 1B8.

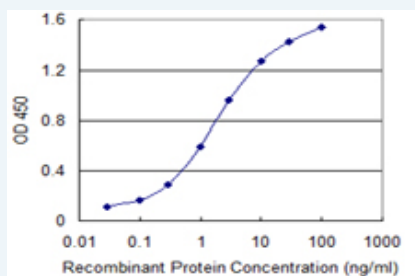
Lane 1: SF3B4 transfected lysate(44.4 KDa).
Lane 2: Non-transfected lysate.

[Protocol Download](#)

Western Blot (Recombinant protein)

[Protocol Download](#)

Sandwich ELISA (Recombinant protein)



Detection limit for recombinant GST tagged SF3B4 is 0.03 ng/ml as a capture antibody.

[Protocol Download](#)

ELISA

Gene Information

Entrez GeneID: [10262](#)

GeneBank [NM_005850](#)

Accession#:

Protein [NP_005841.1](#)

Accession#:

Gene Name: SF3B4

Gene Alias: MGC10828,SAP49,SF3b49

Gene Description: splicing factor 3b, subunit 4, 49kDa

Description:

Omim ID: [605593](#)

Gene Ontology: [Hyperlink](#)

Gene Summary: This gene encodes one of four subunits of the splicing factor 3B. The protein encoded by this gene cross-links to a region in the pre-mRNA immediately upstream of the branchpoint sequence in pre-mRNA in the pre-spliceosomal complex A. It also may be involved in the assembly of the B, C and E spliceosomal complexes. In addition to RNA-binding activity, this protein interacts directly and highly specifically with subunit

2 of the splicing factor 3B. This protein contains two N-terminal RNA-recognition motifs (RRMs), consistent with the observation that it binds directly to pre-mRNA. [provided by RefSeq

Other OTTHUMP00000014064,pre-mRNA splicing factor SF3b 49 kDa
Designations: subunit,spliceosomal protein,spliceosome-associated protein (U2 snRNP),splicing factor 3b, subunit 4

[服務條款](#) | [隱私權政策](#) | [著作及商標](#) | [網站地圖](#)

©2016 亞諾法生技股份有限公司 Abnova Corporation. 版權所有.