



SZABO SCANDIC

Part of Europa Biosite

Produktinformation



Forschungsprodukte & Biochemikalien



Zellkultur & Verbrauchsmaterial



Diagnostik & molekulare Diagnostik



Laborgeräte & Service

Weitere Information auf den folgenden Seiten!
See the following pages for more information!



Lieferung & Zahlungsart

siehe unsere [Liefer- und Versandbedingungen](#)

Zuschläge

- Mindermengenzuschlag
- Trockeneiszuschlag
- Gefahrgutzuschlag
- Expressversand

SZABO-SCANDIC HandelsgmbH

Quellenstraße 110, A-1100 Wien

T. +43(0)1 489 3961-0

F. +43(0)1 489 3961-7

mail@szabo-scandic.com

www.szabo-scandic.com

[linkedin.com/company/szaboscandic](https://www.linkedin.com/company/szaboscandic) 

IRX5 monoclonal antibody (M10), clone 6A9

Catalog # : H00010265-M10

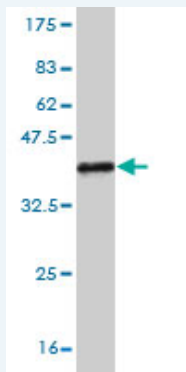
規格 : [100 ug]

[List All](#)

Specification

Product Description:	Mouse monoclonal antibody raised against a partial recombinant IRX5.
Immunogen:	IRX5 (NP_005844, 204 a.a. ~ 264 a.a) partial recombinant protein with GST tag. MW of the GST tag alone is 26 KDa.
Sequence:	PQKPEDKADPEGPEAGGAEQKAASGCERLQGPPTPAGKETEGSLSDS DFKEPPSEGRDLAL
Host:	Mouse
Reactivity:	Human, Mouse
Isotype:	IgG1 Kappa

Quality Control Testing: Antibody Reactive Against Recombinant Protein.



Western Blot detection against Immunogen (32.45 KDa) .

Storage Buffer: In 1x PBS, pH 7.4

Storage Instruction: Store at -20°C or lower. Aliquot to avoid repeated freezing and thawing.

MSDS: [Download](#)


Datasheet: [Download](#)

Applications


Western Blot (Cell lysate)

Application Image

Western Blot (Cell lysate)

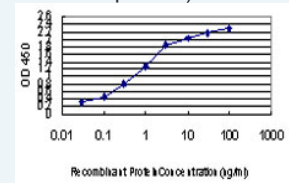


Western Blot (Cell lysate)



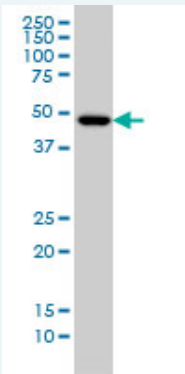
Western Blot (Recombinant protein)

Sandwich ELISA (Recombinant protein)



[enlarge](#)

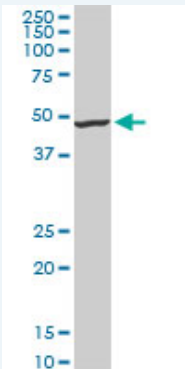
ELISA



IRX5 monoclonal antibody (M10), clone 6A9 Western Blot analysis of IRX5 expression in HepG2 (Cat # L019V1).

[Protocol Download](#)

Western Blot (Cell lysate)



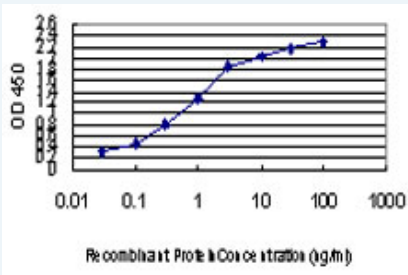
IRX5 monoclonal antibody (M10), clone 6A9. Western Blot analysis of IRX5 expression in NIH/3T3(Cat # L018V1).

[Protocol Download](#)

Western Blot (Recombinant protein)

[Protocol Download](#)

Sandwich ELISA (Recombinant protein)



Detection limit for recombinant GST tagged IRX5 is approximately 0.03ng/ml as a capture antibody.

[Protocol Download](#)

ELISA

Gene Information

Entrez GeneID: [10265](#)

GeneBank [NM_005853](#)
Accession#:

Protein [NP_005844](#)
Accession#:

Gene Name: IRX5

Gene Alias: IRX-2a,IRXB2

Gene iroquois homeobox 5

Description:

Omim ID: [606195](#)

Gene Ontology: [Hyperlink](#)

Gene Summary: IRX5 is a member of the Iroquois homeobox gene family. Members of this family appear to play multiple roles during pattern formation of vertebrate embryos.[supplied by OMIM]

Other Designations: iroquois homeobox protein 5

[服務條款](#) | [隱私權政策](#) | [著作及商標](#) | [網站地圖](#)

©2016 亞諾法生技股份有限公司 Abnova Corporation. 版權所有.