



# SZABO SCANDIC

Part of Europa Biosite

## Produktinformation



Forschungsprodukte & Biochemikalien



Zellkultur & Verbrauchsmaterial



Diagnostik & molekulare Diagnostik



Laborgeräte & Service

Weitere Information auf den folgenden Seiten!  
See the following pages for more information!



### Lieferung & Zahlungsart

siehe unsere [Liefer- und Versandbedingungen](#)

### Zuschläge

- Mindermengenzuschlag
- Trockeneiszuschlag
- Gefahrgutzuschlag
- Expressversand

### SZABO-SCANDIC HandelsgmbH

Quellenstraße 110, A-1100 Wien

T. +43(0)1 489 3961-0

F. +43(0)1 489 3961-7

[mail@szabo-scandic.com](mailto:mail@szabo-scandic.com)

[www.szabo-scandic.com](http://www.szabo-scandic.com)

[linkedin.com/company/szaboscandic](https://www.linkedin.com/company/szaboscandic) 

## RAMP3 monoclonal antibody (M01), clone 1C11

Catalog # : H00010268-M01

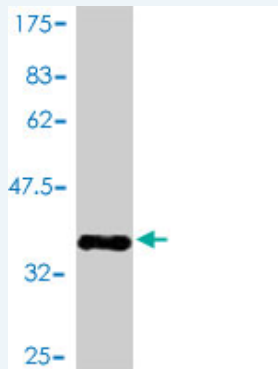
規格 : [ 100 ug ]

[List All](#)

### Specification

<b>Product Description:</b>	Mouse monoclonal antibody raised against a full length recombinant RAMP3.
<b>Immunogen:</b>	RAMP3 (AAH22304.1, 24 a.a. ~ 148 a.a) full-length recombinant protein with GST tag. MW of the GST tag alone is 26 KDa.
<b>Sequence:</b>	RAGGCNETGMLERLPLCGKAFADMMGKVDVWKWCNLSEFIVYYESFTN CTEMEANVVGCYWPNPLAQGFITGIHRQFFSNCTVDRVHLEDPPDEVLP LVIPVVLTVAMAGLVVWRSKRTDLL
<b>Host:</b>	Mouse
<b>Reactivity:</b>	Human
<b>Isotype:</b>	IgG1 kappa

**Quality Control Testing:** Antibody Reactive Against Recombinant Protein.



Western Blot detection against Immunogen (39.49 KDa) .

**Storage Buffer:** In 1x PBS, pH 7.4

**Storage Instruction:** Store at -20°C or lower. Aliquot to avoid repeated freezing and thawing.

**MSDS:** [Download](#)

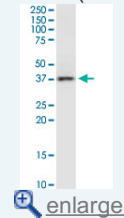
**Datasheet:** [Download](#)

### Applications

Western Blot (Cell lysate)

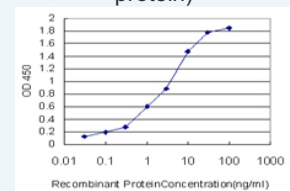
### Application Image

Western Blot (Cell lysate)

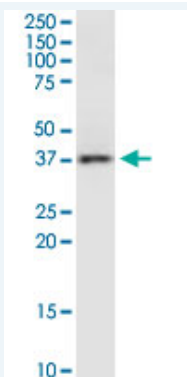


Western Blot (Recombinant protein)

Sandwich ELISA (Recombinant protein)



ELISA



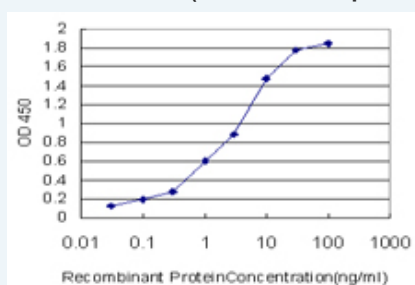
RAMP3 monoclonal antibody (M01), clone 1C11. Western Blot analysis of RAMP3 expression in Jurkat.

[Protocol Download](#)

#### Western Blot (Recombinant protein)

[Protocol Download](#)

#### Sandwich ELISA (Recombinant protein)



Detection limit for recombinant GST tagged RAMP3 is approximately 0.03ng/ml as a capture antibody.

[Protocol Download](#)

#### ELISA

#### Gene Information

Entrez GeneID: [10268](#)

GeneBank [BC022304](#)

Accession#:

Protein [AAH22304.1](#)

Accession#:

Gene Name: RAMP3

Gene Alias: -

Gene receptor (G protein-coupled) activity modifying protein 3

Description:

Omim ID: [605155](#)

Gene Ontology: [Hyperlink](#)

**Gene Summary:** The protein encoded by this gene is a member of the RAMP family of single-transmembrane-domain proteins, called receptor (calcitonin) activity modifying proteins (RAMPs). RAMPs are type I transmembrane proteins with an extracellular N terminus and a cytoplasmic C terminus. RAMPs are required to transport calcitonin-receptor-like receptor (CRLR) to the plasma membrane. CRLR, a receptor with seven transmembrane domains, can function as either a calcitonin-gene-related peptide (CGRP) receptor or an adrenomedullin receptor, depending on which members of the RAMP family are expressed. In the

presence of this (RAMP3) protein, CRLR functions as an adrenomedullin receptor. [provided by RefSeq]

---

**Other Designations:** calcitonin receptor-like receptor activity modifying protein 3, receptor (calcitonin) activity modifying protein 3, receptor activity modifying protein 3, receptor-activity-modifying protein 3

---

**Gene Pathway**

---

Vascular smooth muscle contraction

**Related Disease**

---

Cardiovascular Diseases Diabetes Mellitus, Type 2 Edema

---

[服務條款](#) | [隱私權政策](#) | [著作及商標](#) | [網站地圖](#)

©2016 亞諾法生技股份有限公司 Abnova Corporation. 版權所有.