



SZABO SCANDIC

Part of Europa Biosite

Produktinformation



Forschungsprodukte & Biochemikalien



Zellkultur & Verbrauchsmaterial



Diagnostik & molekulare Diagnostik



Laborgeräte & Service

Weitere Information auf den folgenden Seiten!
See the following pages for more information!



Lieferung & Zahlungsart

siehe unsere [Liefer- und Versandbedingungen](#)

Zuschläge

- Mindermengenzuschlag
- Trockeneiszuschlag
- Gefahrgutzuschlag
- Expressversand

SZABO-SCANDIC HandelsgmbH

Quellenstraße 110, A-1100 Wien

T. +43(0)1 489 3961-0

F. +43(0)1 489 3961-7

mail@szabo-scandic.com

www.szabo-scandic.com

[linkedin.com/company/szaboscandic](https://www.linkedin.com/company/szaboscandic) 

RAMP3 monoclonal antibody (M02), clone 1B4

Catalog # : H00010268-M02

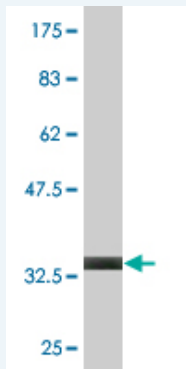
規格 : [100 ug]

[List All](#)

Specification

Product Description:	Mouse monoclonal antibody raised against a full-length recombinant RAMP3.
Immunogen:	RAMP3 (AAH22304.1, 24 a.a. ~ 148 a.a) full-length recombinant protein with GST tag. MW of the GST tag alone is 26 KDa.
Sequence:	RAGGCNETGMLERLPLCGKAFADMMGKVDVWKWCNLSEFIVYYESFTN CTEMEANVVGCYWPNPLAQGFITGIHRQFFSNCTVDRVHLEDPPDEVLIP LVIPVLTVMAGLVVWRSKRTDLL
Host:	Mouse
Reactivity:	Human
Isotype:	IgG1 Kappa

Quality Control Testing: Antibody Reactive Against Recombinant Protein.



Western Blot detection against Immunogen (39.49 KDa) .

Storage Buffer: In 1x PBS, pH 7.4

Storage Instruction: Store at -20°C or lower. Aliquot to avoid repeated freezing and thawing.

MSDS: [Download](#)


Datasheet: [Download](#)

Applications

Western Blot (Cell lysate)

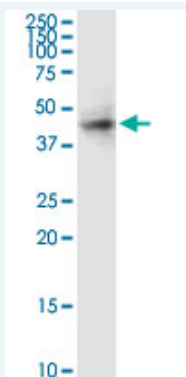
Application Image

Western Blot (Cell lysate)



Western Blot (Recombinant protein)

ELISA



RAMP3 monoclonal antibody (M02), clone 1B4. Western Blot analysis of RAMP3 expression in IMR-32.

 [Protocol Download](#)

Western Blot (Recombinant protein)

 [Protocol Download](#)

ELISA

Gene Information

Entrez GeneID: [10268](#)

GeneBank [BC022304](#)

Accession#:

Protein [AAH22304.1](#)

Accession#:

Gene Name: RAMP3

Gene Alias: -

Gene receptor (G protein-coupled) activity modifying protein 3

Description:

Omim ID: [605155](#)

Gene Ontology: [Hyperlink](#)

Gene Summary: The protein encoded by this gene is a member of the RAMP family of single-transmembrane-domain proteins, called receptor (calcitonin) activity modifying proteins (RAMPs). RAMPs are type I transmembrane proteins with an extracellular N terminus and a cytoplasmic C terminus. RAMPs are required to transport calcitonin-receptor-like receptor (CRLR) to the plasma membrane. CRLR, a receptor with seven transmembrane domains, can function as either a calcitonin-gene-related peptide (CGRP) receptor or an adrenomedullin receptor, depending on which members of the RAMP family are expressed. In the presence of this (RAMP3) protein, CRLR functions as an adrenomedullin receptor. [provided by RefSeq]

Other Designations: calcitonin receptor-like receptor activity modifying protein 3, receptor (calcitonin) activity modifying protein 3, receptor activity modifying protein 3, receptor-activity-modifying protein 3

Gene Pathway

[Vascular smooth muscle contraction](#)

Related Disease

[Cardiovascular Diseases](#) [Diabetes Mellitus, Type 2](#) [Edema](#)

