



# SZABO SCANDIC

Part of Europa Biosite

## Produktinformation



Forschungsprodukte & Biochemikalien



Zellkultur & Verbrauchsmaterial



Diagnostik & molekulare Diagnostik



Laborgeräte & Service

Weitere Information auf den folgenden Seiten!  
See the following pages for more information!



### Lieferung & Zahlungsart

siehe unsere [Liefer- und Versandbedingungen](#)

### Zuschläge

- Mindermengenzuschlag
- Trockeneiszuschlag
- Gefahrgutzuschlag
- Expressversand

### SZABO-SCANDIC HandelsgmbH

Quellenstraße 110, A-1100 Wien

T. +43(0)1 489 3961-0

F. +43(0)1 489 3961-7

[mail@szabo-scandic.com](mailto:mail@szabo-scandic.com)

[www.szabo-scandic.com](http://www.szabo-scandic.com)

[linkedin.com/company/szaboscandic](https://www.linkedin.com/company/szaboscandic) 

# STUB1 purified MaxPab mouse polyclonal antibody (B01P) MaxPab®

Catalog # : H00010273-B01P

規格 : [ 50 ug ]

[List All](#)

## Specification

**Product Description:** Mouse polyclonal antibody raised against a full-length human STUB1 protein.

**Immunogen:** STUB1 (NP\_005852.2, 1 a.a. ~ 303 a.a) full-length human protein.

**Sequence:**  
 MKGKEEKEGGARLGAGGGSPKSPSAQELKEQGNRLFVGRKYPEAAA  
 CYGRAITRNPLVAVYYTNRALCYLKMQQHEQALADCRRALELDGQSVKA  
 HFFLGQCQLEMESYDEAIANLQRAYS LAKEQRLNFGDDIPSALRIAKKKR  
 WNSIEERRIHQESELHSYLSRLIAAERERELEECQRNHEGDEDDSHVRAQ  
 QACIEAKHDKYMADMDELFSQVDEKRRKRDIPDYLCGKISFELMREPCIT  
 PSGITYDRKDIEEHLQRVGHFDPVTRSPLTQEQLIPNLAMKEVIDAFISEN  
 GWVEDY

**Host:** Mouse

**Reactivity:** Human, Mouse, Rat

**Quality Control Testing:** Antibody reactive against mammalian transfected lysate.

**Storage Buffer:** In 1x PBS, pH 7.4

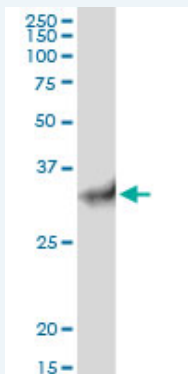
**Storage Instruction:** Store at -20°C or lower. Aliquot to avoid repeated freezing and thawing.

**MSDS:**  [Download](#)

**Datasheet:**  [Download](#)

## Applications

### Western Blot (Cell lysate)



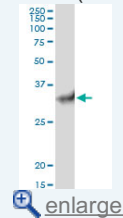
STUB1 MaxPab polyclonal antibody. Western Blot analysis of STUB1 expression in PC-12.

 [Protocol Download](#)

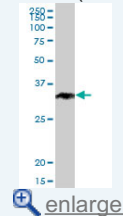
### Western Blot (Cell lysate)

## Application Image

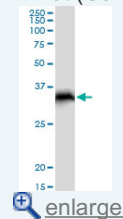
### Western Blot (Cell lysate)



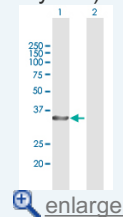
### Western Blot (Cell lysate)

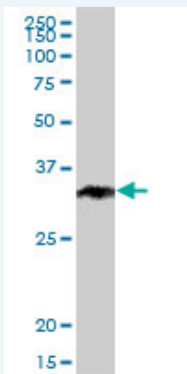


### Western Blot (Cell lysate)



### Western Blot (Transfected lysate)

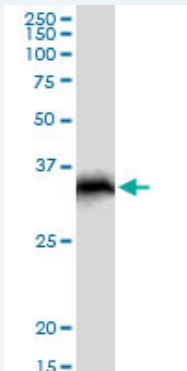




STUB1 MaxPab polyclonal antibody. Western Blot analysis of STUB1 expression in HepG2.

[Protocol Download](#)


#### Western Blot (Cell lysate)



STUB1 MaxPab polyclonal antibody. Western Blot analysis of STUB1 expression in NIH/3T3.

[Protocol Download](#)

#### Western Blot (Transfected lysate)



Western Blot analysis of STUB1 expression in transfected 293T cell line ([H00010273-T01](#)) by STUB1 MaxPab polyclonal antibody.

Lane 1: STUB1 transfected lysate(33.33 KDa).

Lane 2: Non-transfected lysate.

[Protocol Download](#)

#### Gene Information

Entrez GeneID: [10273](#)

GeneBank [NM\\_005861.2](#)

Accession#:

Protein [NP\\_005852.2](#)

Accession#:

Gene Name: STUB1

**Gene Alias:** CHIP,HSPABP2,NY-CO-7,SDCCAG7,UBOX1

**Gene Description:** STIP1 homology and U-box containing protein 1

**Omim ID:** [607207](#)

**Gene Ontology:** [Hyperlink](#)

**Gene Summary:** STUB1, or CHIP, is a ubiquitin ligase/cochaperone that participates in protein quality control by targeting a broad range of chaperone protein substrates for degradation (Min et al., 2008 [PubMed 18411298]).  
[supplied by OMIM]

**Other Designations:** heat shock protein A binding protein 2 (c-terminal),serologically defined colon cancer antigen 7

### Gene Pathway

[Ubiquitin mediated proteolysis](#)

[服務條款](#) | [隱私權政策](#) | [著作及商標](#) | [網站地圖](#)

©2016 亞諾法生技股份有限公司 Abnova Corporation. 版權所有.