



SZABO SCANDIC

Part of Europa Biosite

Produktinformation



Forschungsprodukte & Biochemikalien



Zellkultur & Verbrauchsmaterial



Diagnostik & molekulare Diagnostik



Laborgeräte & Service

Weitere Information auf den folgenden Seiten!
See the following pages for more information!



Lieferung & Zahlungsart

siehe unsere [Liefer- und Versandbedingungen](#)

Zuschläge

- Mindermengenzuschlag
- Trockeneiszuschlag
- Gefahrgutzuschlag
- Expressversand

SZABO-SCANDIC HandelsgmbH

Quellenstraße 110, A-1100 Wien

T. +43(0)1 489 3961-0

F. +43(0)1 489 3961-7

mail@szabo-scandic.com

www.szabo-scandic.com

[linkedin.com/company/szaboscandic](https://www.linkedin.com/company/szaboscandic) 

UBE4B monoclonal antibody (M01), clone 8F9

Catalog # : H00010277-M01

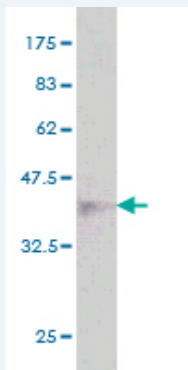
規格 : [100 ug]

[List All](#)

Specification

Product Description:	Mouse monoclonal antibody raised against a partial recombinant UBE4B.
Immunogen:	UBE4B (NP_006039, 1075 a.a. ~ 1173 a.a) partial recombinant protein with GST tag. MW of the GST tag alone is 26 KDa.
Sequence:	FKLLAEKVEEIVAKNARAEIDYSDAPDEFRDPLMDTLMTDPVRLPSGTIM DRSILRHLLNSPTDPFNRQTLTESMLEPVPELKEQIQAWMREKQNSDH
Host:	Mouse
Reactivity:	Human
Isotype:	IgG1 Kappa

Quality Control Testing: Antibody Reactive Against Recombinant Protein.



Western Blot detection against Immunogen (36.63 KDa) .

Storage Buffer: In 1x PBS, pH 7.4

Storage Instruction: Store at -20°C or lower. Aliquot to avoid repeated freezing and thawing.

MSDS: [Download](#)


Datasheet: [Download](#)

Applications

Western Blot (Cell lysate)

Application Image

Western Blot (Cell lysate)




[enlarge](#)

Western Blot (Recombinant protein)

Sandwich ELISA (Recombinant protein)

ELISA



UBE4B monoclonal antibody (M01), clone 8F9 Western Blot analysis of UBE4B expression in HeLa S3 NE (Cat # L013V3).

[Protocol Download](#)

Western Blot (Recombinant protein)

[Protocol Download](#)

Sandwich ELISA (Recombinant protein)

Detection limit for recombinant GST tagged UBE4B is approximately 3ng/ml as a capture antibody.

[Protocol Download](#)

ELISA

Gene Information

Entrez GeneID: [10277](#)

GeneBank [NM_006048](#)

Accession#:

Protein [NP_006039](#)

Accession#:

Gene Name: UBE4B

Gene Alias: E4,HDNB1,KIAA0684,UBOX3,UFD2

Gene description: ubiquitination factor E4B (UFD2 homolog, yeast)

Description:

Gene Ontology: [Hyperlink](#)

Gene Summary: The modification of proteins with ubiquitin is an important cellular mechanism for targeting abnormal or short-lived proteins for degradation. Ubiquitination involves at least three classes of enzymes: ubiquitin-activating enzymes, or E1s, ubiquitin-conjugating enzymes, or E2s, and ubiquitin-protein ligases, or E3s. This gene encodes an additional conjugation factor, E4, which is involved in multiubiquitin chain assembly. This gene is also the strongest candidate in the neuroblastoma tumor suppressor genes. Alternatively spliced transcript variants encoding distinct isoforms have been found for this gene. [provided by RefSeq]

Other Designations: OTTHUMP0000001726,OTTHUMP0000001727,homologous to yeast UFD2,homozygously deleted in neuroblastoma-1,ubiquitin-fusion degradation protein 2,ubiquitination factor E4B,ubiquitination factor E4B (homologous to yeast UFD2)

Gene Pathway

[Ubiquitin mediated proteolysis](#)

Related Disease

[服務條款](#) | [隱私權政策](#) | [著作及商標](#) | [網站地圖](#)

©2016 亞諾法生技股份有限公司 Abnova Corporation. 版權所有.