



# SZABO SCANDIC

Part of Europa Biosite

## Produktinformation



Forschungsprodukte & Biochemikalien



Zellkultur & Verbrauchsmaterial



Diagnostik & molekulare Diagnostik



Laborgeräte & Service

Weitere Information auf den folgenden Seiten!  
See the following pages for more information!



### Lieferung & Zahlungsart

siehe unsere [Liefer- und Versandbedingungen](#)

### Zuschläge

- Mindermengenzuschlag
- Trockeneiszuschlag
- Gefahrgutzuschlag
- Expressversand

### SZABO-SCANDIC HandelsgmbH

Quellenstraße 110, A-1100 Wien

T. +43(0)1 489 3961-0

F. +43(0)1 489 3961-7

[mail@szabo-scandic.com](mailto:mail@szabo-scandic.com)

[www.szabo-scandic.com](http://www.szabo-scandic.com)

[linkedin.com/company/szaboscandic](https://www.linkedin.com/company/szaboscandic) 

## EFS purified MaxPab mouse polyclonal antibody (B01P) MaxPab®

Catalog # : H00010278-B01P

規格 : [ 50 ug ]

[List All](#)

### Specification

**Product Description:** Mouse polyclonal antibody raised against a full-length human EFS protein.

**Immunogen:** EFS (NP\_115835.1, 1 a.a. ~ 468 a.a) full-length human protein.

**Sequence:**  
 MAIATSVYVPPPARPCPTSGPPAGPCPPSPDLIYKIPRASGTQLAAPRD  
 ALEVYDVPPTALRVSSGPYDCPASFSHPLTRVAPQPPGEDDAPYDVPL  
 TPKPPAELEPDLEWEGGREPGPIYAAPSNLKRASALLNLYEAPEELLAD  
 GEGGGTDEGIYDVPLLGPEAPPSPEPPGALASHDQDTLAQLLARSPPPP  
 HRPRLPSAESLSRRPLPALVPEAPSPSPVSPAPGRKGSIQDRPLPPP  
 PRLPGYGGPKVEGDPEGREMEDDPAGHHNEYEGIPMAEEYDYVHLKGM  
 DKAQGSRPDQACTGPELPERGMPAPQEALSPGEPLVSTGDLQLLY  
 FYAGQCQSHYSALQAAVAALMSSTQANQPPRLFVPHSKRVVVAHRLV  
 FVGDTLGRLAASAPLRAQVRAAGTALGQALRATVLAVKGAALGYSSP  
 AIQEMVQCVELAGQALQFTLLTSLAP

**Host:** Mouse

**Reactivity:** Human

**Quality Control Testing:** Antibody reactive against mammalian transfected lysate.

**Storage Buffer:** In 1x PBS, pH 7.4


**Storage Instruction:** Store at -20°C or lower. Aliquot to avoid repeated freezing and thawing.


**MSDS:**  [Download](#)

**Datasheet:**  [Download](#)

### Application Image


Western Blot (Transfected lysate)



 [enlarge](#)

### Applications

Western Blot (Transfected lysate)



Western Blot analysis of EFS expression in transfected 293T cell line (H00010278-T01) by EFS MaxPab polyclonal antibody.

Lane 1: EFS transfected lysate(51.48 KDa).  
 Lane 2: Non-transfected lysate.

## Gene Information

---

**Entrez GeneID:** [10278](#)

---

**GeneBank  
Accession#:** [NM\\_032459](#)

---

**Protein  
Accession#:** [NP\\_115835.1](#)

---

**Gene Name:** EFS

---

**Gene Alias:** CAS3,CASS3,EFS1,EFS2,HEFS,SIN

---

**Gene  
Description:** embryonal Fyn-associated substrate

---

**Omim ID:** [609906](#)

---

**Gene Ontology:** [Hyperlink](#)

---

**Gene Summary:** The protein encoded by this gene contains a SH3 domain, which is known to be important in intracellular signal transduction. The protein encoded by a similiar gene in mice was shown to be able to bind to SH3 domain of protein-tyrosine kinases. The function of this gene is unknown. Two alternatively spliced variants have been described.  
[provided by RefSeq]

---

**Other  
Designations:** Cas scaffolding protein family member 3,signal transduction protein (SH3 containing)

---