



SZABO SCANDIC

Part of Europa Biosite

Produktinformation



Forschungsprodukte & Biochemikalien



Zellkultur & Verbrauchsmaterial



Diagnostik & molekulare Diagnostik



Laborgeräte & Service

Weitere Information auf den folgenden Seiten!
See the following pages for more information!



Lieferung & Zahlungsart

siehe unsere [Liefer- und Versandbedingungen](#)

Zuschläge

- Mindermengenzuschlag
- Trockeneiszuschlag
- Gefahrgutzuschlag
- Expressversand

SZABO-SCANDIC HandelsgmbH

Quellenstraße 110, A-1100 Wien

T. +43(0)1 489 3961-0

F. +43(0)1 489 3961-7

mail@szabo-scandic.com

www.szabo-scandic.com

[linkedin.com/company/szaboscandic](https://www.linkedin.com/company/szaboscandic) 



SAP18 purified MaxPab mouse polyclonal antibody (B01P) MaxPab®

Catalog # : H00010284-B01P

規格 : [50 ug]

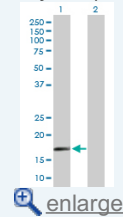
[List All](#)

Specification

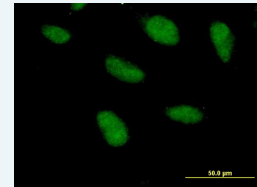
Product Description:	Mouse polyclonal antibody raised against a full-length human SAP18 protein.
Immunogen:	SAP18 (NP_005861.1, 1 a.a. ~ 153 a.a) full-length human protein.
Sequence:	MAVESRVTVQEEIKKEPEKPIDREKTCPLLLRVFTTNGRHHRMDEFSSRG NVPSSSELQIYTWMDATLKELTSLVKEVYPEARKKGTHTFNFAIVFTDVKRP GYRVKEIGSTMGRKGTDDSMTLQSQKFQIGDYLDIAITPPNRAPPPSGR MRPY
Host:	Mouse
Reactivity:	Human
Quality Control Testing:	Antibody reactive against mammalian transfected lysate.
Storage Buffer:	In 1x PBS, pH 7.4
Storage Instruction:	Store at -20°C or lower. Aliquot to avoid repeated freezing and thawing.
MSDS:	 Download
Datasheet:	 Download

Application Image

Western Blot (Transfected lysate)

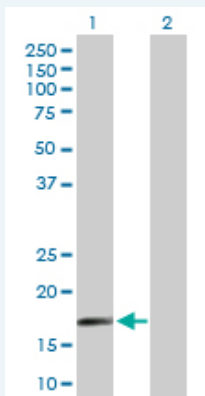


Immunofluorescence



Applications

Western Blot (Transfected lysate)

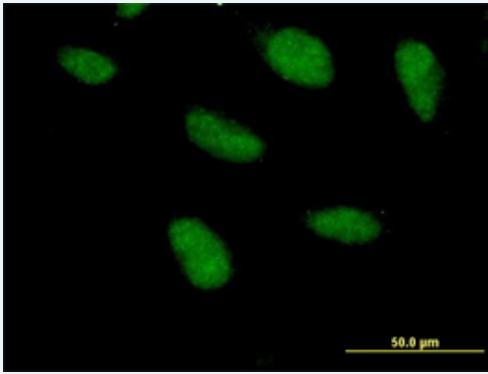


Western Blot analysis of SAP18 expression in transfected 293T cell line ([H00010284-T02](#)) by SAP18 MaxPab polyclonal antibody.

Lane 1: SAP18 transfected lysate(16.83 KDa).
Lane 2: Non-transfected lysate.

 [Protocol Download](#)

Immunofluorescence



[enlarge this image](#)

Immunofluorescence of purified MaxPab antibody to SAP18 on HeLa cell. [antibody concentration 10 ug/ml]

 [Protocol Download](#)

Gene Information

Entrez GeneID: [10284](#)

**GeneBank
Accession#:** [NM_005870.3](#)

**Protein
Accession#:** [NP_005861.1](#)

Gene Name: SAP18

Gene Alias: 2HOR0202,MGC27131,SAP18P

**Gene
Description:** Sin3A-associated protein, 18kDa

Omim ID: [602949](#)

Gene Ontology: [Hyperlink](#)

Gene Summary: Histone acetylation plays a key role in the regulation of eukaryotic gene expression. Histone acetylation and deacetylation are catalyzed by multisubunit complexes. The protein encoded by this gene is a component of the histone deacetylase complex, which includes SIN3, SAP30, HDAC1, HDAC2, RbAp46, RbAp48, and other polypeptides. This protein directly interacts with SIN3 and enhances SIN3-mediated transcriptional repression when tethered to the promoter. A pseudogene has been identified on chromosome 2. [provided by RefSeq]

**Other
Designations:** OTTHUMP00000018107,cell growth inhibiting protein 38,histone deacetylase complex subunit SAP18,sin3-associated polypeptide, p18

[服務條款](#) | [隱私權政策](#) | [著作及商標](#) | [網站地圖](#)

©2016 亞諾法生技股份有限公司 Abnova Corporation. 版權所有.