



SZABO SCANDIC

Part of Europa Biosite

Produktinformation



Forschungsprodukte & Biochemikalien



Zellkultur & Verbrauchsmaterial



Diagnostik & molekulare Diagnostik



Laborgeräte & Service

Weitere Information auf den folgenden Seiten!
See the following pages for more information!



Lieferung & Zahlungsart

siehe unsere [Liefer- und Versandbedingungen](#)

Zuschläge

- Mindermengenzuschlag
- Trockeneiszuschlag
- Gefahrgutzuschlag
- Expressversand

SZABO-SCANDIC HandelsgmbH

Quellenstraße 110, A-1100 Wien

T. +43(0)1 489 3961-0

F. +43(0)1 489 3961-7

mail@szabo-scandic.com

www.szabo-scandic.com

[linkedin.com/company/szaboscandic](https://www.linkedin.com/company/szaboscandic) 

SMNDC1 monoclonal antibody (M01), clone 2B9

Catalog # : H00010285-M01

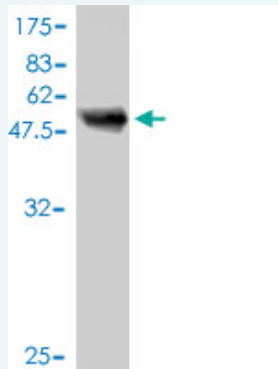
規格 : [100 ug]

[List All](#)

Specification

Product Description:	Mouse monoclonal antibody raised against a full length recombinant SMNDC1.
Immunogen:	SMNDC1 (AAH11234, 1 a.a. ~ 238 a.a) full-length recombinant protein with GST tag. MW of the GST tag alone is 26 KDa.
Sequence:	MSEDLAKQLASYKAQLQQVEAALSGNGENEDLLKLLKLDLQEVIELTKDLLSTQPSETLASSDSFASTQPTHSWKVGDKCMAVWSEDGQCYEAEIEEIDEENGTAITFAGYGNAEVTPLLNLKPVEEGRKAKEDSGNKPMKKEMIAQQREYKKKKALKKAQRRIKELEQEREDQKVKWQQFNFRAYSKNKKGQVKRSIFASPESVTGKVGVTGCGIADKPMTQYQDTSKYNVRHLMPQ
Host:	Mouse
Reactivity:	Human
Isotype:	IgG1 kappa

Quality Control Testing: Antibody Reactive Against Recombinant Protein.



Western Blot detection against Immunogen (51.92 KDa) .

Storage Buffer: In 1x PBS, pH 7.4

Storage Instruction: Store at -20°C or lower. Aliquot to avoid repeated freezing and thawing.

MSDS: [Download](#)

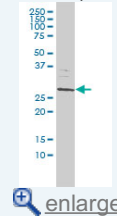
Datasheet: [Download](#)

Applications

Western Blot (Cell lysate)

Application Image

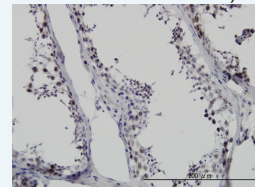
Western Blot (Cell lysate)



[enlarge](#)

Western Blot (Recombinant protein)

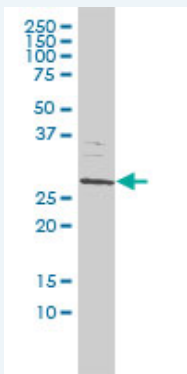
Immunohistochemistry (Formalin/PFA-fixed paraffin-embedded sections)



[enlarge](#)

Sandwich ELISA (Recombinant protein)

ELISA



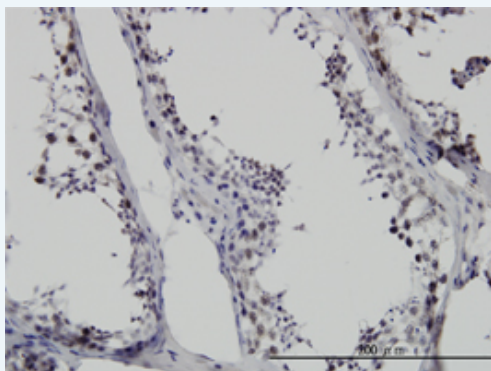
SMNDC1 monoclonal antibody (M01), clone 2B9 Western Blot analysis of SMNDC1 expression in Jurkat (Cat # L017V1).

[Protocol Download](#)

Western Blot (Recombinant protein)

[Protocol Download](#)

Immunohistochemistry (Formalin/PFA-fixed paraffin-embedded sections)



[enlarge this image](#)

Immunoperoxidase of monoclonal antibody to SMNDC1 on formalin-fixed paraffin-embedded human testis. [antibody concentration 6 ug/ml]

[Protocol Download](#)

Sandwich ELISA (Recombinant protein)

Detection limit for recombinant GST tagged SMNDC1 is approximately 30ng/ml as a capture antibody.

[Protocol Download](#)

ELISA

Gene Information

Entrez GeneID: [10285](#)

GeneBank [BC011234](#)

Accession#:

Protein [AAH11234](#)

Accession#:

Gene Name: SMNDC1

Gene Alias: SMNR,SPF30

Gene Description: survival motor neuron domain containing 1

Omim ID: [603519](#)

Gene Ontology: [Hyperlink](#)

Gene Summary: This gene is a paralog of SMN1 gene, which encodes the survival motor

neuron protein, mutations in which are cause of autosomal recessive proximal spinal muscular atrophy. The protein encoded by this gene is a nuclear protein that has been identified as a constituent of the spliceosome complex. This gene is differentially expressed, with abundant levels in skeletal muscle, and may share similar cellular function as the SMN1 gene. [provided by RefSeq

Other OTTHUMP00000020474,OTTHUMP00000020475,SMN-related
Designations: protein,splicing factor 30, survival of motor neuron-related

Related Disease

[Alzheimer Disease](#) [Genetic Predisposition to Disease](#)

[服務條款](#) | [隱私權政策](#) | [著作及商標](#) | [網站地圖](#)

©2016 亞諾法生技股份有限公司 Abnova Corporation. 版權所有.