



SZABO SCANDIC

Part of Europa Biosite

Produktinformation



Forschungsprodukte & Biochemikalien



Zellkultur & Verbrauchsmaterial



Diagnostik & molekulare Diagnostik



Laborgeräte & Service

Weitere Information auf den folgenden Seiten!
See the following pages for more information!



Lieferung & Zahlungsart

siehe unsere [Liefer- und Versandbedingungen](#)

Zuschläge

- Mindermengenzuschlag
- Trockeneiszuschlag
- Gefahrgutzuschlag
- Expressversand

SZABO-SCANDIC HandelsgmbH

Quellenstraße 110, A-1100 Wien

T. +43(0)1 489 3961-0

F. +43(0)1 489 3961-7

mail@szabo-scandic.com

www.szabo-scandic.com

[linkedin.com/company/szaboscandic](https://www.linkedin.com/company/szaboscandic) 

BCAS2 MaxPab mouse polyclonal antibody (B01) MaxPab®

Catalog # : H00010286-B01

規格 : [50 uL]

[List All](#)

Specification

Product Description: Mouse polyclonal antibody raised against a full-length human BCAS2 protein.

Immunogen: BCAS2 (AAH05285, 1 a.a. ~ 225 a.a) full-length human protein.

Sequence: MAGTGLVAGEVVDALPYFDQGYEAPGVREAAAALVEEETRRYRPTKN
YLSYLTAPDYSAFETDIMRNEFERLAARQPIELLSMKRYELPAPSSGQKN
DITAWQECVNNSMAQLEHQAVRIENLELSQHGHCNAWKVYNENLVHMIE
HAQKELQKLRKHIQDLNWQRKNMQLTAGSKLREMESNWVSLVSKNYEIE
RTIVQLENEYQIKQQHGAEANKENIRQDF

Host: Mouse

Reactivity: Human

Quality Control Testing: Antibody reactive against mammalian transfected lysate.

Storage Buffer: No additive

Storage Instruction: Store at -20°C or lower. Aliquot to avoid repeated freezing and thawing.

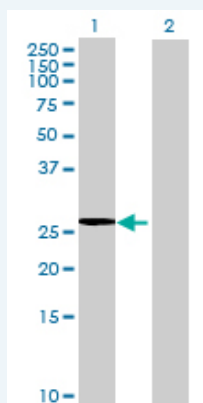
Note: For IHC and IF applications, antibody purification with Protein A will be needed prior to use.

MSDS:  [Download](#)

Datasheet:  [Download](#)

Applications

Western Blot (Transfected lysate)



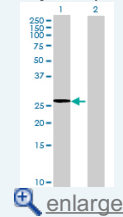
Western Blot analysis of BCAS2 expression in transfected 293T cell line (H00010286-T01) by BCAS2 MaxPab polyclonal antibody.

Lane 1: BCAS2 transfected lysate(24.75 KDa).

Lane 2: Non-transfected lysate.

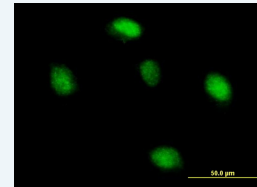
Application Image


Western Blot (Transfected lysate)




 [enlarge](#)

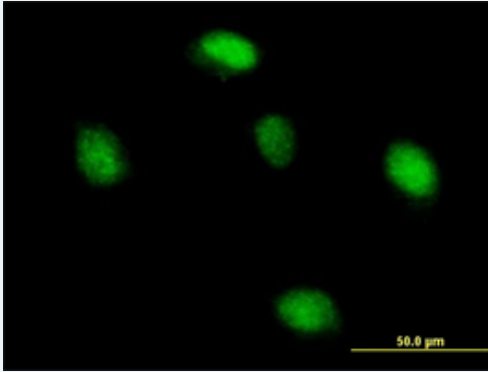
Immunofluorescence



 [enlarge](#)

 [Protocol Download](#)

Immunofluorescence



[enlarge this image](#)

Immunofluorescence of purified MaxPab antibody to BCAS2 on HeLa cell. [antibody concentration 10 ug/ml]

[Protocol Download](#)

Gene Information

Entrez GeneID: [10286](#)

GeneBank [BC005285](#)

Accession#:

Protein [AAH05285](#)

Accession#:

Gene Name: BCAS2

Gene Alias: DAM1

Gene Description: breast carcinoma amplified sequence 2

Omim ID: [605783](#)

Gene Ontology: [Hyperlink](#)

Other Designations: OTTHUMP00000013668,spliceosome associated protein, amplified in breast cancer

[服務條款](#) | [隱私權政策](#) | [著作及商標](#) | [網站地圖](#)

©2016 亞諾法生技股份有限公司 Abnova Corporation. 版權所有.