



SZABO SCANDIC

Part of Europa Biosite

Produktinformation



Forschungsprodukte & Biochemikalien



Zellkultur & Verbrauchsmaterial



Diagnostik & molekulare Diagnostik



Laborgeräte & Service

Weitere Information auf den folgenden Seiten!
See the following pages for more information!



Lieferung & Zahlungsart

siehe unsere [Liefer- und Versandbedingungen](#)

Zuschläge

- Mindermengenzuschlag
- Trockeneiszuschlag
- Gefahrgutzuschlag
- Expressversand

SZABO-SCANDIC HandelsgmbH

Quellenstraße 110, A-1100 Wien

T. +43(0)1 489 3961-0

F. +43(0)1 489 3961-7

mail@szabo-scandic.com

www.szabo-scandic.com

[linkedin.com/company/szaboscandic](https://www.linkedin.com/company/szaboscandic) 



LILRB2 purified MaxPab rabbit polyclonal antibody (D01P) MaxPab®

Catalog # : H00010288-D01P

規格 : [100 ug]

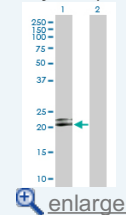
[List All](#)


Specification

Product Description:	Rabbit polyclonal antibody raised against a full-length human LILRB2 protein.
Immunogen:	LILRB2 (AAH41708.1, 1 a.a. ~ 193 a.a) full-length human protein.
Sequence:	MTPALTALLCLGLSLGPRTRVQAGPFKPTLWAEPGSVISWGPVTIWC QGSLEAQEYQLDKEGSPEPLDRNPNLEPKNKARFSIPSMQHHAGRYRC HYYSSAGWSEPSDPLELVMTGFYNKPTLSALPSPVVASGGNMTLRCS QKGYHHFVLMKEGEHQLPRTLDSQQLHSGGFQALFPVGPVTPSHRRV
Host:	Rabbit
Reactivity:	Human
Quality Control Testing:	Antibody reactive against mammalian transfected lysate.
Storage Buffer:	In 1x PBS, pH 7.4
Storage Instruction:	Store at -20°C or lower. Aliquot to avoid repeated freezing and thawing.
MSDS:	 Download
Datasheet:	 Download

Application Image

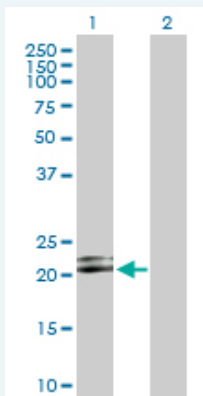
Western Blot (Transfected lysate)



 [enlarge](#)

Applications

Western Blot (Transfected lysate)



Western Blot analysis of LILRB2 expression in transfected 293T cell line ([H00010288-T01](#)) by LILRB2 MaxPab polyclonal antibody.

Lane 1: LILRB2 transfected lysate(21.20 kDa).
Lane 2: Non-transfected lysate.

 [Protocol Download](#)

Gene Information

Entrez GeneID: [10288](#)

**GeneBank
Accession#:** [BC041708.1](#)

**Protein
Accession#:** [AAH41708.1](#)

Gene Name: LILRB2

Gene Alias: CD85D,ILT4,LILRA6,LIR-2,LIR2,MIR-10,MIR10

**Gene
Description:** leukocyte immunoglobulin-like receptor, subfamily B (with TM and ITIM domains), member 2

Omim ID: [604815](#)

Gene Ontology: [Hyperlink](#)

Gene Summary: This gene is a member of the leukocyte immunoglobulin-like receptor (LIR) family, which is found in a gene cluster at chromosomal region 19q13.4. The encoded protein belongs to the subfamily B class of LIR receptors which contain two or four extracellular immunoglobulin domains, a transmembrane domain, and two to four cytoplasmic immunoreceptor tyrosine-based inhibitory motifs (ITIMs). The receptor is expressed on immune cells where it binds to MHC class I molecules on antigen-presenting cells and transduces a negative signal that inhibits stimulation of an immune response. It is thought to control inflammatory responses and cytotoxicity to help focus the immune response and limit autoreactivity. Multiple transcript variants encoding different isoforms have been found for this gene. [provided by RefSeq]

**Other
Designations:** Ig-like transcript
4,OTTHUMP00000067358,OTTHUMP00000067463,eukocyte immunoglobulin-like receptor, subfamily A (with TM domain), member 6,immunoglobulin-like transcript 4,leukocyte immunoglobulin-like receptor 2,leukocyte immunoglobulin-like receptor subfa

[服務條款](#) | [隱私權政策](#) | [著作及商標](#) | [網站地圖](#)

©2016 亞諾法生技股份有限公司 Abnova Corporation. 版權所有.