



SZABO SCANDIC

Part of Europa Biosite

Produktinformation



Forschungsprodukte & Biochemikalien



Zellkultur & Verbrauchsmaterial



Diagnostik & molekulare Diagnostik



Laborgeräte & Service

Weitere Information auf den folgenden Seiten!
See the following pages for more information!



Lieferung & Zahlungsart

siehe unsere [Liefer- und Versandbedingungen](#)

Zuschläge

- Mindermengenzuschlag
- Trockeneiszuschlag
- Gefahrgutzuschlag
- Expressversand

SZABO-SCANDIC HandelsgmbH

Quellenstraße 110, A-1100 Wien

T. +43(0)1 489 3961-0

F. +43(0)1 489 3961-7

mail@szabo-scandic.com

www.szabo-scandic.com

[linkedin.com/company/szaboscandic](https://www.linkedin.com/company/szaboscandic) 



BCKDK purified MaxPab mouse polyclonal antibody (B01P) MaxPab®

Catalog # : H00010295-B01P

規格 : [50 ug]

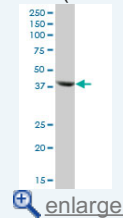
[List All](#)

Specification

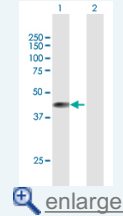
Product Description:	Mouse polyclonal antibody raised against a full-length human BCKDK protein.
Immunogen:	BCKDK (NP_005872.1, 1 a.a. ~ 412 a.a) full-length human protein.
Sequence:	MILASVLRSGPGGGLPLRPLLGPALALRARSTSATDTHHMEMARERSKT VTSFYNQSAIDAAAEKPSVRLTPTMMLYAGRSQDGSLLKSARYLQQEL PVRIAHRIKGFRCPLPFIIGCNPTILHVHELIVIRAFQKLTDFPPIKDQADEAQY CQLVRQLDDHKDVVTLAEGLRESRKHIEDEKLVRYFLDKTLTSRLGIR MLATHHLALHEDKPDFVGIICTRLSPKIIKVVDFARRLCEHKYGNAPRV RINGHVAARFPFIPMPLDYILPELLKNAMRATMESHLDTPYNVDPVITIAN NDVDLIIRISDRGGGIAHKDLDRVMDYHFTTAEASTQDPRISPLFGHLDMMH SGAQSGPMHGFGLPTSRAYAEYLGSLQLQSLQGIGTDVYLRLRHI DGREESFRI
Host:	Mouse
Reactivity:	Human
Quality Control Testing:	Antibody reactive against mammalian transfected lysate.
Storage Buffer:	In 1x PBS, pH 7.4
Storage Instruction:	Store at -20°C or lower. Aliquot to avoid repeated freezing and thawing.
MSDS:	 Download
Datasheet:	 Download

Application Image

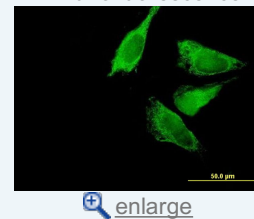
Western Blot (Tissue lysate)



Western Blot (Transfected lysate)

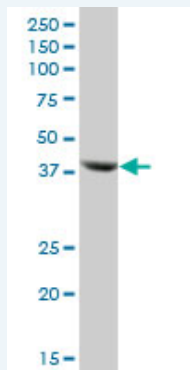


Immunofluorescence



Applications


Western Blot (Tissue lysate)



BCKDK MaxPab polyclonal antibody. Western Blot analysis of BCKDK expression in human liver.

 [Protocol Download](#)

Western Blot (Transfected lysate)

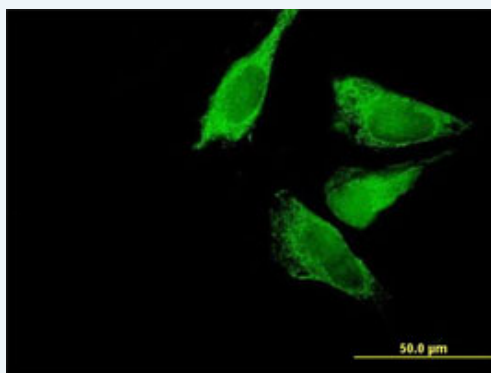


Western Blot analysis of BCKDK expression in transfected 293T cell line (H00010295-T01) by BCKDK MaxPab polyclonal antibody.

Lane 1: BCKDK transfected lysate(45.32 KDa).
Lane 2: Non-transfected lysate.

[Protocol Download](#)

Immunofluorescence



[enlarge this image](#)

Immunofluorescence of purified MaxPab antibody to BCKDK on HeLa cell. [antibody concentration 10 ug/ml]

[Protocol Download](#)

Gene Information

Entrez GeneID: [10295](#)

GeneBank [NM_005881.1](#)
Accession#:

Protein [NP_005872.1](#)
Accession#:

Gene Name: BCKDK

Gene Alias: -

Gene Description: branched chain ketoacid dehydrogenase kinase

Gene Ontology: [Hyperlink](#)

Other Designations: OTTHUMP00000044999, branched chain alpha-ketoacid dehydrogenase kinase

Related Disease

[Cardiovascular Diseases](#) [Diabetes Mellitus, Type 2](#) [Edema](#)

