



# SZABO SCANDIC

Part of Europa Biosite

## Produktinformation



Forschungsprodukte & Biochemikalien



Zellkultur & Verbrauchsmaterial



Diagnostik & molekulare Diagnostik



Laborgeräte & Service

Weitere Information auf den folgenden Seiten!  
See the following pages for more information!



### Lieferung & Zahlungsart

siehe unsere [Liefer- und Versandbedingungen](#)

### Zuschläge

- Mindermengenzuschlag
- Trockeneiszuschlag
- Gefahrgutzuschlag
- Expressversand

### SZABO-SCANDIC HandelsgmbH

Quellenstraße 110, A-1100 Wien

T. +43(0)1 489 3961-0

F. +43(0)1 489 3961-7

[mail@szabo-scandic.com](mailto:mail@szabo-scandic.com)

[www.szabo-scandic.com](http://www.szabo-scandic.com)

[linkedin.com/company/szaboscandic](https://www.linkedin.com/company/szaboscandic) 

## SNAPC5 monoclonal antibody (M02), clone 5C3

Catalog # : H00010302-M02

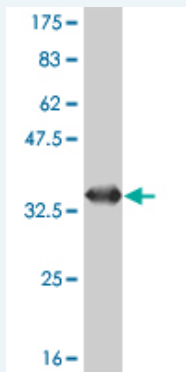
規格 : [ 100 ug ]

List All

### Specification

<b>Product Description:</b>	Mouse monoclonal antibody raised against a full length recombinant SNAPC5.
<b>Immunogen:</b>	SNAPC5 (AAH14315, 1 a.a. ~ 68 a.a) full-length recombinant protein with GST tag. MW of the GST tag alone is 26 KDa.
<b>Sequence:</b>	MLSRLQELRKEEETLLRLKAALHDQLNRLKMLVHVDNEASINQTTLELSTKSHVTEEEEEEEEEESDS
<b>Host:</b>	Mouse
<b>Reactivity:</b>	Human
<b>Isotype:</b>	IgG2a Kappa

**Quality Control Testing:** Antibody Reactive Against Recombinant Protein.



Western Blot detection against Immunogen (33.22 KDa) .

**Storage Buffer:** In 1x PBS, pH 7.4

**Storage Instruction:** Store at -20°C or lower. Aliquot to avoid repeated freezing and thawing.

**MSDS:** [Download](#)


**Datasheet:** [Download](#)

### Applications


Western Blot (Cell lysate)

### Application Image

Western Blot (Cell lysate)

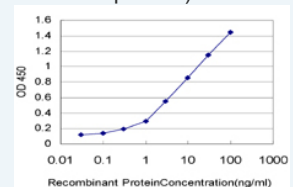


Western Blot (Transfected lysate)




Western Blot (Recombinant protein)

Sandwich ELISA (Recombinant protein)




ELISA



SNAPC5 monoclonal antibody (M02), clone 5C3 Western Blot analysis of SNAPC5 expression in HL-60 ( Cat # L014V1 ).

[Protocol Download](#)

#### Western Blot (Transfected lysate)



Western Blot analysis of SNAPC5 expression in transfected 293T cell line by SNAPC5 monoclonal antibody (M02), clone 5C3.

Lane 1: SNAPC5 transfected lysate(8 kDa).

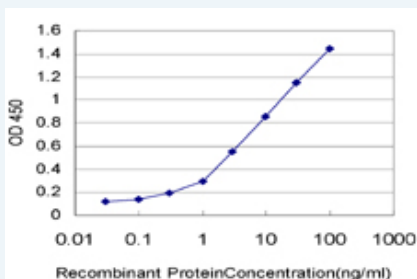
Lane 2: Non-transfected lysate.

[Protocol Download](#)

#### Western Blot (Recombinant protein)

[Protocol Download](#)

#### Sandwich ELISA (Recombinant protein)



Detection limit for recombinant GST tagged SNAPC5 is approximately 0.1 ng/ml as a capture antibody.

[Protocol Download](#)

#### ELISA

#### Gene Information

Entrez GeneID: [10302](#)

GeneBank [BC014315](#)  
Accession#:

Protein [AAH14315](#)  
Accession#:

**Gene Name:** SNAPC5

**Gene Alias:** SNAP19

**Gene Description:** small nuclear RNA activating complex, polypeptide 5, 19kDa

**Omim ID:** [605979](#)

**Gene Ontology:** [Hyperlink](#)

**Other Designations:** OTTHUMP00000164251,small nuclear RNA activating complex, polypeptide 5

---

[服務條款](#) | [隱私權政策](#) | [著作及商標](#) | [網站地圖](#)

©2016 亞諾法生技股份有限公司 Abnova Corporation. 版權所有.