



SZABO SCANDIC

Part of Europa Biosite

Produktinformation



Forschungsprodukte & Biochemikalien



Zellkultur & Verbrauchsmaterial



Diagnostik & molekulare Diagnostik



Laborgeräte & Service

Weitere Information auf den folgenden Seiten!
See the following pages for more information!



Lieferung & Zahlungsart

siehe unsere [Liefer- und Versandbedingungen](#)

Zuschläge

- Mindermengenzuschlag
- Trockeneiszuschlag
- Gefahrgutzuschlag
- Expressversand

SZABO-SCANDIC HandelsgmbH

Quellenstraße 110, A-1100 Wien

T. +43(0)1 489 3961-0

F. +43(0)1 489 3961-7

mail@szabo-scandic.com

www.szabo-scandic.com

[linkedin.com/company/szaboscandic](https://www.linkedin.com/company/szaboscandic) 



RTN3 purified MaxPab mouse polyclonal antibody (B01P) MaxPab®

Catalog # : H00010313-B01P

規格 : [50 ug]

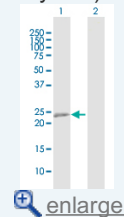
[List All](#)


Specification

Product Description:	Mouse polyclonal antibody raised against a full-length human RTN3 protein.
Immunogen:	RTN3 (NP_006045.1, 1 a.a. ~ 236 a.a) full-length human protein.
Sequence:	MAEPSAATQSHSISSSSF GAEPSAPGGGGSPGACPALGTKSCSSSCAV HDLIFWRDVKKTGFVFGTTLIMLLSLAAF SVISVVSYLILALLSVTISFRIYK SVIQAVQKSEEGHPFKAYLDVDITLSSEAFHNYMNAAMVHINRALKLIIRLF LVEDLVDSLKLAVFMWLMTYVGAVFNGITLLILAELLIFSVPIVYEKYKTQID HYVGIARDQTKSIVEKIQAQLPGIAKKKAE
Host:	Mouse
Reactivity:	Human
Quality Control Testing:	Antibody reactive against mammalian transfected lysate.
Storage Buffer:	In 1x PBS, pH 7.4
Storage Instruction:	Store at -20°C or lower. Aliquot to avoid repeated freezing and thawing.
MSDS:	 Download
Datasheet:	 Download

Application Image

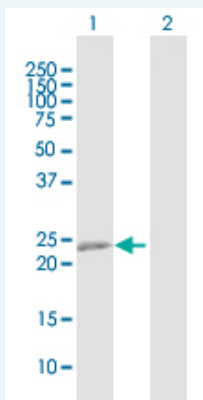
Western Blot (Transfected lysate)



 [enlarge](#)

Applications

Western Blot (Transfected lysate)



Western Blot analysis of RTN3 expression in transfected 293T cell line ([H00010313-T01](#)) by RTN3 MaxPab polyclonal antibody.

Lane 1: RTN3 transfected lysate(25.96 KDa).

Lane 2: Non-transfected lysate.

 [Protocol Download](#)

Gene Information

Entrez GeneID: [10313](#)

GeneBank [NM_006054.2](#)
Accession#:

Protein [NP_006045.1](#)
Accession#:

Gene Name: RTN3

Gene Alias: ASYIP,HAP,NSPL2,NSPLII,RTN3-A1

Gene Description: reticulon 3

Omim ID: [604249](#)

Gene Ontology: [Hyperlink](#)

Gene Summary: The reticulons are a group of highly conserved genes with preferential expression in neuroendocrine tissues (see, e.g., RTN1; MIM 600865). [supplied by OMIM]

Other Designations: ASY interacting protein,NSP-like protein II,homolog of ASY protein,isoforme III,isoforme VI,neuroendocrine-specific protein-like 2

Related Disease

[Alzheimer Disease](#) [Alzheimer disease](#) [Genetic Predisposition to Disease](#)
[Thyroid Neoplasms](#) [Tobacco Use Disorder](#)

[服務條款](#) | [隱私權政策](#) | [著作及商標](#) | [網站地圖](#)

©2016 亞諾法生技股份有限公司 Abnova Corporation. 版權所有.