



# SZABO SCANDIC

Part of Europa Biosite

## Produktinformation



Forschungsprodukte & Biochemikalien



Zellkultur & Verbrauchsmaterial



Diagnostik & molekulare Diagnostik



Laborgeräte & Service

Weitere Information auf den folgenden Seiten!  
See the following pages for more information!



### Lieferung & Zahlungsart

siehe unsere [Liefer- und Versandbedingungen](#)

### Zuschläge

- Mindermengenzuschlag
- Trockeneiszuschlag
- Gefahrgutzuschlag
- Expressversand

### SZABO-SCANDIC HandelsgmbH

Quellenstraße 110, A-1100 Wien

T. +43(0)1 489 3961-0

F. +43(0)1 489 3961-7

[mail@szabo-scandic.com](mailto:mail@szabo-scandic.com)

[www.szabo-scandic.com](http://www.szabo-scandic.com)

[linkedin.com/company/szaboscandic](https://www.linkedin.com/company/szaboscandic) 

## RTN3 purified MaxPab rabbit polyclonal antibody (D01P) MaxPab®

Catalog # : H00010313-D01P

規格 : [ 100 ug ]

[List All](#)

### Specification

**Product Description:** Rabbit polyclonal antibody raised against a full-length human RTN3 protein.

**Immunogen:** RTN3 (NP\_006045.1, 1 a.a. ~ 236 a.a) full-length human protein.

**Sequence:**  
 MAEPSAATQSHSISSSSF GAEPSAPGGGGSPGACPALGKSCSSSCAV  
 HDLIFWRDVKKTGFVFGTTLIMLLSLAAF SVISVVSYLILALLSVTISFRIYK  
 SVIQAVQKSEEGHPFKAYLDVDITLSSEAFHNYMNAAMVHINRALKLIIRLF  
 LVEDLVDSLKLAVFMMWLMTYVGAVFNGITLLILAELLIFSVPIVYEKYKTQID  
 HYVGIARDQTKSIVEKIQAQLPGIAKKKAE

**Host:** Rabbit

**Reactivity:** Human

**Quality Control Testing:** Antibody reactive against mammalian transfected lysate.

**Storage Buffer:** In 1x PBS, pH 7.4

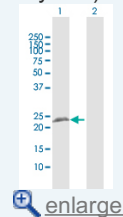
**Storage Instruction:** Store at -20°C or lower. Aliquot to avoid repeated freezing and thawing.


**MSDS:**  [Download](#)

**Datasheet:**  [Download](#)

### Application Image

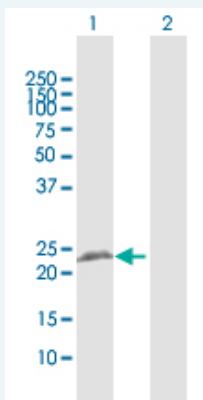
Western Blot (Transfected lysate)



 [enlarge](#)

### Applications

Western Blot (Transfected lysate)



Western Blot analysis of RTN3 expression in transfected 293T cell line ([H00010313-T02](#)) by RTN3 MaxPab polyclonal antibody.

Lane 1: RTN3 transfected lysate(25.60 KDa).

Lane 2: Non-transfected lysate.

 [Protocol Download](#)

### Gene Information

Entrez GeneID: [10313](#)

GeneBank [NM\\_006054.2](#)  
Accession#:

Protein [NP\\_006045.1](#)  
Accession#:

Gene Name: RTN3

Gene Alias: ASYIP,HAP,NSPL2,NSPLII,RTN3-A1

Gene Description: reticulon 3

Omim ID: [604249](#)

Gene Ontology: [Hyperlink](#)

**Gene Summary:** The reticulons are a group of highly conserved genes with preferential expression in neuroendocrine tissues (see, e.g., RTN1; MIM 600865). [supplied by OMIM]

**Other Designations:** ASY interacting protein,NSP-like protein II,homolog of ASY protein,isoforme III,isoforme VI,neuroendocrine-specific protein-like 2

#### Related Disease

[Alzheimer Disease](#) [Alzheimer disease](#) [Genetic Predisposition to Disease](#)  
[Thyroid Neoplasms](#) [Tobacco Use Disorder](#)

[服務條款](#) | [隱私權政策](#) | [著作及商標](#) | [網站地圖](#)

©2016 亞諾法生技股份有限公司 Abnova Corporation. 版權所有.